

**GODAVARI COLLEGE OF
NURSING
CURRICULUM COMMITTEE**

**FEEDBACK
SUMMARY
REPORT**


**Godavari College of Nursing
Curriculum Committee
Feedback summary 2017**

The feedback was collected and analyzed. The brief report is as follows:

- All the batches have responded for overall program evaluation and majority of them evaluated it as good. None of them said it was undecided. Very few from basic B.Sc batch said it was strongly disagree.
- The I B.Sc Nursing students, majority have graded the subjects as good for all the subjects. However some of them responded as strongly disagree.
- The same feedback was given by the M.Sc students also. Majority has graded the subjects as strongly agree and agree. No one of them said that the subjects were strongly disagree.
- The P.BSc students feedback also revealed the same except few among them felt the subjects were undecided.
- The number of students from the fourth year who has responded for the feedback was agree. Only one student given the feedback strongly disagree.
- The I and II MSc nursing students graded their courses are good.
- The feedback was also collected from teachers, employers, alumni and from other professional members. All the feedbacks were good.



Curriculum Chairperson



Principal

**PRINCIPAL
GODAVARI COLLEGE OF NURSING
JALGAON**

Teachers feedback reports

Year 2017

1. Table & figures no 1 reveals of the course objectives are clear & reflected in a syllabus, topic intended to cover, out of 10 teachers, 5(50%) teachers were agree remaining 5(50%) teachers were strongly agree, No one teachers given strongly disagree, disagree, undecided about the syllabus.

2. Table & figures no 2 reveals of the course was well organized (eg, Teaching hours, content), out of 10 teachers, 8(80%) teachers were agree remaining 2(20%) teachers were strongly agree, No one teachers given strongly disagree, disagree, undecided about the course organization.

3. Table & figures no 3 reveals of the syllabus was based on coverage of modern /advance topics, good balance between theory and application, out of 10 teachers 4(40%) teachers were agree, 2(20%) teachers were strongly agree remaining 4(40%) teachers were undecided, No one teachers given strongly disagree, disagree about the good balance between theory and application.

4. Table & figures no 4 reveals of the syllabus was well structured to achieve the learning outcomes, out of 10 teachers, 3(30%) teachers were agree 3(30%) teachers were strongly agree remaining 4(40%) teachers were undecided, No one teachers given strongly disagree, disagree about the syllabus.

5. Table & figures no 5 reveals of the ability of the learning material, out of 10 teachers 5 (50%) teachers were disagree, 2(20%) teachers were undecided and remaining 3(30%) teachers were agree, no one teachers given, strongly disagree & strongly agree about the syllabus.

6. Table & figures no 6 reveals of the use of innovative teaching methods, out of 10 teachers, 3(30%) teachers were strongly disagree, 6(60%) teachers were

disagree remaining 1(10%)teachers were undecided no one teachers given agree , strongly agree, about the use of innovative teaching methods.

7. Table & figures no 7 reveals of the overall environment in the class was conducive to learning, out of 10 teachers 2(20%)teachers were agree 5(50%)teachers were undecided and 1(10%)teachers were strongly agree, 2(20%) teachers strongly disagree no one teachers given disagree, about the syllabus.

8. Table & figures no 8 reveals of the book prescribed /listed as reference material are relevant ,updated and appropriate, out of 10 teachers, 4(40%)teachers were agree remaining 1(10%)teachers were strongly agree, 2(20%) teachers were undecided 1(10%) teachers were disagree, remaining 2(20%) teachers were strongly disagree about the book prescribed /listed as reference material are relevant, updated and appropriate.

9. Table & figures no 9 reveals of did teachers solve your queries /difficulties on time ,out of 10 teachers, 5(50%)teachers were strongly agree remaining 5(50%)teachers were agree, no one teachers given strongly disagree ,disagree 'undecided about the did teacher solve queries on time.

10. Table & figures no 10 reveals of the could your teacher inspired or make your work hard for better result, out of 10 teachers, 9(90%)teachers were strongly agree remaining 1(10%) were agree ,No one teachers given strongly disagree, disagree and undecided about the better result .

Employers Feedback Report

Year 2017

1. Table & figures no 1 reveals of the course objectives are clear & reflected in a syllabus, topic intended to cover, out of 10 employers, **1(10%)** employers were agree and **9(90%)** strongly agree, No one employers give strongly disagree, disagree and undecided about the syllabus.

2. Table & figures no 2 reveals of the course was well organized (eg, Teaching hours, content), out of 10 employers, **8(80%)** employers were strongly agree remaining **2(20%)** employers were agree, No one employers given strongly disagree, disagree and undecided opinion about the course organization.

3. Table & figures no 3 reveals of the syllabus was based on coverage of modern /advance topics, good balance between theory and application, out of 10 employers **10(100%)** employers were agree, No one employers given strongly disagree, disagree, undecided and strongly agree about the good balance between theory and application.

4. Table & figures no 4 reveals of the syllabus was well structured to achieve the learning outcomes, out of 10 employers **5(50%)** employers were strongly agree remaining **2(20%)** employers were undecided, **3(30%)** were agree, No one employers given strongly disagree and disagree about the structured syllabus to achieve the learning outcomes.

5. Table & figures no 5 reveals of the ability of the learning material, out of 10 employers **3(30%)** employers were undecided remaining **2(20%)** agree, **4(40%)** were disagree and **1(10%)** were strongly disagree, no one employers given strongly agree opinion about the syllabus.

6. Table & figures no 6 reveals of the use of innovative teaching methods, out of 10 employers, **2(20%)** employers were strongly disagree, **3(30%)** were disagree, **5(50%)** were undecided no one employers given agree and strongly agree about the use of innovative teaching methods.

7. Table & figures no 7 reveals of the overall environment in the class was conducive to learning, out of 10 employers **1(10%)** employers were strongly disagree remaining **3(30%)** employers were disagree and **6(60%)** undecided, No one employers given strongly agree, agree, about the overall environment in the class was conducive to learning.

8. Table & figures no 8 reveals of the book prescribed /listed as reference material are relevant, updated and appropriate, out of 10 employers, **2(20%)** employers were undecided remaining **4(40%)** employers were agree, **1(10%)** employers were strongly disagree, **1(10%)** were strongly agree and **1(10%)** were disagree about the book prescribed /listed as reference material are relevant, updated and appropriate.

9. Table & figures no 9 reveals of did employers solved your queries /difficulties on time, out of 10 employers, **5(50%)** employers were agree remaining **4(40%)** employers were strongly agree and **1(10%)** were undecidede and disagree, no one employers given strongly disagree and disagree about the did teacher solve queries on time.

10. Table & figures no 10 reveals of the could your teacher inspired or make your work hard for better result, out of 10 teachers, **8(80%)** employers were strongly agree remaining **2(20%)** employers were agree no one employers given strongly disagree, disagree and undecided about the better result.

Professionals Feedback Report

Year 2017

1. Table & figures no 1 reveals of the course objectives are clear & reflected in a syllabus ,topic intended to cover ,out of 10 professionals, **6(60%)**professionals were strongly agree remaining **1(10%)**professionals were undecided and **2(20%)** agree and **1(10%)**were strongly disagree , No one professionals given disagree, about the syllabus.

2. Table & figures no 2 reveals of the course was well organized (eg, Teaching hours, content), out of 10 professionals, **1(10%)**professionals were undecided remaining **7(70%)**professionals were strongly agree ,**2(20%)**professionals were agree, No one professionals given strongly disagree and disagree about the course organization.

3. Table & figures no3 reveals of the syllabus was based on coverage of modern /advance topics, good balance between theory and application, out of 10 professionals **6(60%)**professionals were strongly agree remaining **2(20%)**professionals were undecided, and **2(20%)**professionals were agree ,No one professionals given opinion about strongly disagree and disagree, about the good balance between theory and application.

4. Table & figures no 4 reveals of the syllabus was well structured to achieve the learning outcomes, out of 10 professionals **8(80%)**professionals were strongly agree remaining **1(10%)**professionals were agree, **1(10%)** were undecided, No one professionals given strongly disagree and disagree, about the structured syllabus to achieve the learning outcomes .

5. Table & figures no 5 reveals of the ability of the learning material ,out of 10 professionals **7(70%)**professionals were strongly agree remaining **1(10%)** professionals were undecided and **2(20%)**were agree,no one professionals given strongly disagree and disagree opinion about the ability of learning material .

6. Table & figures no 6 reveals of the use of innovative teaching methods ,out of 10 professionals,**3(30%)**professionals were strongly agree remaining **3(30%)**were agree, **2(20%)**professionals were undecided , **1(10%)**were disagree ,**1(10%)** were strongly disagree about the use of innovative teaching methods.

7. Table & figures no 7 reveals of the overall environment in the class was conducive to learning ,out of 10 professionals **6(60%)**professionals were agree remaining **4(40%)**professionals were strongly agree,no one professionals given strongly disagree, disagree,undecided about the syllabus.

8. Table&figures no 8 reveals of the book prescribed /listed as reference material are relevant ,updated and appropriate, out of 10 professionals, **3(30%)**professionals were strongly agree remaining **5(50%)**professionals were agree,**1(10%)** were disagree,**1(10%)**were strongly disagree,No one professionals given undecided about the book prescribed /listed as reference material are relevant, updated and appropriate.

9. Table & figures no 9 reveals of did employers solved your queries /difficulties on time ,out of 10 professionals,**5(50%)**professionals were strongly agree remaining **5(50%)**,professionals were agree,No one professionals given strongly disagree ,disagree and undecided about the did teacher solve queries on time.

10. Table & figures no 10 reveals of the could your teacher inspired or make your work hard for better result, out of 10 professionals, 2(20%) professionals were agree remaining 1(10%) professionals were undecided, 7(70%) were strongly agree, No one professionals given strongly disagree, disagree about the better result.

Alumni Feedback Report

Year 2017

1. Table & figures no 1 reveals of the course objectives are clear & reflected in a syllabus ,topic intended to cover ,out of 10 alumni, **10(100%)**alumni were strongly agree, No one alumni given strongly disagree, disagree, undecided and agree agree about the syllabus.

2. Table & figures no 2 reveals of the course was well organized (eg, Teaching hours, content), out of 10 alumni, **4(40%)**alumni were agree remaining **6(60%)**alumni werestrongly agree, No one alumni given strongly disagree, disagree, undecided opinion about the course organization.

3. Table & figures no3 reveals of the syllabus was based on coverage of modern /advance topics, good balance between theory and application, all of **9(90%)**alumni were agree and **1(10%)** were undecided, No one alumni given strongly disagree, disagree, and strongly agree about the good balance between theory and application.

4. Table & figures no 4 reveals of the syllabus was well structured to achieve the learning outcomes, all of **7(70%)**alumni were agree**1(10%)**were strongly agree and **2(20%)**were undecided ,No one alumni given strongly disagree, disagree, about the structured syllabus to achieve the learning outcomes .

5. Table & figures no 5 reveals of the ability of the learning material ,out of 10 alumni ,**2 (20%)**alumni were agree remaining **5(50%)** alumni were disagree and **2(20%)**were strongly agree**1(10%)**were undecided No one alumni given strongly disagree, opinion about the syllabus.

6. Table & figures no 6 reveals of the use of innovative teaching methods ,out of 10 alumni,4(40%)alumni were undecided remaining 2(20%) employers were agree,4(40%) weredisagree, No one alumni given strongly disagree and strongly agree opinion about the use of innovative teaching methods.

7. Table & figures no 7 reveals of the overall environment in the class was conducive to learning ,out of 10 alumni 5(50%)alumni were undecided remaining 2(20%)alumni were agree and 3(30%)alumni weredisagree, ,No one alumnigiven opinion of strongly disagree and strongly agree, about the syllabus.

8. Table & figures no 8 reveals of the book prescribed /listed as reference material are relevant ,updated and appropriate, out of 10 alumni, 1(10%)alumni were strongly disagree remaining 2(20%)alumni wereundecided ,2(20%) alumni were agree and 5(50%)alumni were disagree, No one alumni given stronglyagree about the book prescribed /listed as reference material are relevant, updated and appropriate.

9. Table & figures no 9 reveals of did employers solved your queries /difficulties on time ,out of 10 alumni,7(70%)alumni were agree remaining 3(30%) alumni were strongly agree, No one alumni given strongly disagree, undecided& disagree about the did teacher solve queries on time.

10. Table & figures no 10 reveals of the could your teacher inspired or make your work hard for better result,outof 10 alumni,8(80%)alumni were strongly agree remaining 2(20%)alumni were agree,No one alumni given strongly disagree , undecided and disagree about the better result .

Basic B.sc. Nursing Students Feedback Report

Year 2017

1. Table & figures no 1 reveals of the course objectives are clear & reflected in a syllabus, topic intended to cover, out of 40 B.Sc. Nursing Students, **14(35%)** B.Sc. Nursing Students were agree remaining **26(65%)** B.Sc. Nursing Students were strongly agree, No one given strongly disagree, disagree and undecided about the syllabus.

2. Table & figures no 2 reveals of the course was well organized (eg, Teaching hours, content), out of 40 B.Sc. Nursing Students, **19(47.50%)** B.Sc. Nursing Students were agree remaining **21(52.50%)** B.Sc. Nursing Students were strongly agree, No one B.Sc. Nursing Students given strongly disagree, disagree and undecided opinion about the course organization.

3. Table & figures no 3 reveals of the syllabus was based on coverage of modern / advance topics, good balance between theory and application, out of 40 B.Sc. Nursing Students **14(35%)** B.Sc. Nursing Students were agree, **24(60%)** students were strongly agree, **1(2.50%)** students were undecided and **1(2.50%)** were disagree No one B.Sc. Nursing Students given strongly disagree, about the good balance between theory and application.

4. Table & figures no 4 reveals of the syllabus was well structured to achieve the learning outcomes, out of 40 B.Sc. Nursing Students **18(45%)** B.Sc. Nursing Students were strongly agree, **18(45%)** were agree and **4(10%)** students were undecided, No one B.Sc. Nursing Students has given strongly disagree and disagree, about the structured syllabus to achieve the learning outcomes.

5. Table & figures no 5 reveals of the ability of the learning material, out of 40 B.Sc. Nursing Students **17(42.50%)** B.Sc. Nursing Students were agree

remaining **14(35%)** B.bsc.Nursing Students were strongly agree ,**2(5%)** were strongly disagree,**4(10%)**students were disagree,**3(7.5%)** students were undecided about the syllabus.

6.Table &figures no 6 reveals of the use of innovative teaching methods ,out of 40B.bsc.Nursing Students,**8(20%)**B.bsc.Nursing Students were strongly disagree remaining **9(22.50%)** students were strongly agree, **4(10%)**were disagree ,**9(22.50%)** were undecidedand **10(25%)** were agreeabout the use of innovative teaching methods.

7.Table &figures no 7 reveals of the overall environment in the class was conducive to learning ,out of 40B.bsc.Nursing Students **16(40%)** students were strongly agree, remaining **13(32.50%)** students were agree and **11(27.50%)**studentswere undecided ,No one B.bsc.Nursing Students given strongly disagree and disagree, about the syllabus.

8.Table&figures no 8 reveals of the book prescribed /listed as reference material are relevant ,updated and appropriate, out of 40B.bsc.Nursing Students, **16(40%)**students were strongly agree remaining **21(52.50%)** students were agree,**1(2.50%)** student were strongly disagree **2(5%)** students were disagree, No one studentgiven undecided about the book prescribed /listed as reference material are relevant, updated and appropriate.

9.Table &figures no 9 reveals of did employers solved your queries /difficulties on time ,out of 40 B.bsc.Nursing Students,**24(60%)**studentswere strongly agree remaining **14(35%)**students were agree,**2(05%)** students were undecided , No one student given strongly disagree and disagree about the did teacher solve queries on time.

10.Table &figures no 10 reveals of the could your teacher inspired or make your work hard for better result,outof 40B.bsc.Nursing Students,**26(65%)** students

were strongly agree, remaining **14(35%)**students were agree, No one students has given strongly disagree , disagree and undecided about the better result .

Post Basic B.sc.Nursing Students Feedback Report

Year 2017

1. Table & figures no 1 reveals of the course objectives are clear & reflected in a syllabus, topic intended to cover, out of 20 P.Bsc.Students,

12(60%) P.Bsc.Students were strongly agree remaining

8(40%) P.Bsc.Students were agree, No one P.Bsc.Students has given strongly disagree, disagree, undecided, opinion about the syllabus.

2. Table & figures no 2 reveals of the course was well organized (eg, Teaching hours, content), out of 20 P.Bsc.Students, **11(55%)** P.Bsc.Students were agree remaining

9(45%) P.Bsc.Students were strongly agree, No one P.bsc.Nursing Students has given strongly disagree, disagree and undecided opinion about the course organization.

3. Table & figures no 3 reveals of the syllabus was based on coverage of modern /advance topics, good balance between theory and application, out of 20

P.bsc.Nursing Students **11(55%)** P.bsc.Nursing Students were agree, and

9(45%) students were strongly agree, No one P.bsc.Nursing Students given strongly disagree, disagree and undecided about the good balance between theory and application.

4. Table & figures no 4 reveals of the syllabus was well structured to achieve the learning outcomes, out of 20 P.bsc.Nursing Students **3(15%)** P.bsc.Nursing

Students were strongly agree, **17(85%)** students were agree, No one

P.bsc.Nursing Students has given opinion about strongly disagree, undecided and disagree to the structured syllabus to achieve the learning outcomes.

5. Table & figures no 5 reveals of the ability of the learning material, out of 20

P.bsc.Nursing Students **10(50%)** P.bsc.Nursing Students were strongly agree remaining

10(50%) P.bsc.Nursing Students were agree, No one

P.bsc.Nursing Students has given opinion about strongly disagree, undecided and disagree about the syllabus.

6. Table & figures no 6 reveals of the use of innovative teaching methods, out of 20 Students, **8(40%)** P.bsc.Nursing Students were strongly agree, remaining **8(40%)** students were agree, **3(15%)** students were undecided and **1(5%)** were disagree, No one P.Bsc. Students has given strongly disagree opinion about the use of innovative teaching methods.

7. Table & figures no 7 reveals of the overall environment in the class was conducive to learning, out of 20 PB.bsc students **11(55%)** students were strongly agree, remaining **9(45%)** students were agree, No one PB.Bsc. Students given strongly disagree, disagree and undecided, about the syllabus.

8. Table & figures no 8 reveals of the book prescribed /listed as reference material are relevant, updated and appropriate, out of 20 PB.Bsc. Students, **12(60%)** students were strongly agree remaining **8(40%)** students were agree, No one PB.Bsc. Students given strongly disagree, disagree and undecided about the book prescribed /listed as reference material are relevant, updated and appropriate.

9. Table & figures no 9 reveals of did PB.Bsc. Students solved your queries /difficulties on time, out of 20 PB.Bsc. Students, **11(55%)** students were strongly agree remaining **9(45%)** students were agree, No one PB.Bsc. Students given strongly disagree, disagree and undecided about the did teacher solve queries on time.

10. Table & figures no 10 reveals of the could your teacher inspired or make your work hard for better result, out of 20 PB.Bsc. Students, **15(75%)** students were strongly agree, remaining **5(25%)** students were agree No one students has given strongly disagree, disagree and undecided about the better result

M.sc.Nursing Students Feedback Report

Year 2017

1. Table & figures no 1 reveals of the course objectives are clear & reflected in a syllabus, topic intended to cover, out of 18 Msc.N Students, **12(66.67%)** students were agree, **6(33.33%)** students were strongly agree, No one Msc.N Students has given strongly disagree, disagree and undecided opinion about the syllabus.

2. Table & figures no 2 reveals of the course was well organized (eg, Teaching hours, content), out of 18 Msc.Nursing Students, **5(27.78%)** Students were agree remaining, **13(72.22%)** Students were strongly agree, , No one Msc.N Students has given strongly disagree, disagree undecided opinion about the course organization.

3. Table & figures no.3 reveals of the syllabus was based on coverage of modern /advance topics, good balance between theory and application, out of 18 Msc.N Students **9(50%)** strongly agree, **9(50%)** students were agree,, No one Msc. Students given strongly disagree , disagree and undecided opinion about the good balance between theory and application.

4. Table & figures no 4 reveals of the syllabus was well structured to achieve the learning outcomes, out of 18 Msc.N Students **10(55.56%)** Msc.Nursing Students were strongly agree, **8(44.44%)** students were agree , No one Msc.N Students has given opinion about strongly disagree, undecided and disagree to the structured syllabus to achieve the learning outcomes.

5. Table & figures no 5 reveals of the ability of the learning material , out of 18 .Msc.N Students **8(44.44%)** Students were agree remaining **9(50%)** M.sc.Nursing Students were strongly agree, **1(5.56%)** students were undecided ,

No one Msc.N. Students has given opinion about strongly disagree and disagree about the syllabus.

6. Table & figures no 6 reveals of the use of innovative teaching methods, out of 18 Msc.N Students, 8(44.44%) Students were strongly agree, remaining 9(50%) students were agree, 1(5.56%) students were undecided, No one Msc.N Students has given strongly disagree and disagree opinion about the use of innovative teaching methods.

7. Table & figures no 7 reveals of the overall environment in the class was conducive to learning, out of 18 Msc.N students 9(50%) students were strongly agree, remaining 9(50%) students were agree, No one Msc.N Students given strongly disagree, disagree and undecided, about the syllabus.

8. Table & figures no 8 reveals of the book prescribed /listed as reference material are relevant, updated and appropriate, out of 18, Msc.N students 10(55.56%) students were agree remaining, 8(44.44%) student were strongly agree, No one Msc.N Students given strongly disagree, disagree and undecided about the book prescribed /listed as reference material are relevant, updated and appropriate.


9. Table & figures no 9 reveals of did employers solved your queries /difficulties on time, out of 18 Msc.N students, 6(33.33%) students were strongly agree, remaining 12(66.67%) students were agree, No one Msc.N Students given strongly disagree, undecided & disagree about the did teacher solve queries on time.

10. Table & figures no 10 reveals of the could your teacher inspired or make your work hard for better result, out of 18 Msc.N students, 12(66.67%) students were strongly agree, remaining 6(33.33%) students were agree, No one

Msc.NStudents has given strongly disagree, undecided and disagree opinion about the better result .



ATTESTED

 **Principal
Gadavari College of Nursing
JALGAON**

Scoring of Feedback Form of Year 2017.

Knowledge score: -

- Poor score in the feedback form indicate the knowledge ranges about 00%.
- Average score of the feedback form indicate the knowledge range about (1-10%).
- Good score of the feedback form indicate the knowledge ranges about (9-90%)


Sr.no	Level of knowledge	Range of Score
1	Poor	1-16 (00%)
2	Average	17 -33 (10%)
3	Good	34 -50 (90%)

Godavari College of Nursing
Curriculum Committee
Feedback summary 2018

The feedback was collected and analyzed. The brief report is as follows:

- All the batches have responded for overall program evaluation and majority of them evaluated it as good. None of them said it was undecided . Very few from basic B.Sc batch said it was strongly disagree.
- The same feedback was given by the M.Sc students also. Majority has graded the subjects as agree and very few have told strongly disagree. No one of them said that the subjects were agree.
- The BSc students feedback also revealed the same except few among them felt agree.
- The I and II MSc nursing students graded their courses are good.
- Faculty has given a good input on the courses. Few among them given constructive suggestions regarding PBBSc syllabus.
- The feedback was also collected from teachers, employers, alumni and from other professional members. All the feedbacks were good.


Curriculum Chairperson


Principal
PRINCIPAL
GODAVARI COLLEGE OF NURSING
JALGAON

Teachers feedback reports

Year 2018

1. Table & figures no 1 reveals of the course objectives are clear & reflected in a syllabus, topic intended to cover, out of 10 teachers, 4(40%) teachers were strongly agree remaining 4(40%) teachers were undecided, teachers were agree 2(20%) No one teachers given strongly disagree, disagree, undecided about the syllabus.

2. Table & figures no 2 reveals of the course was well organized (eg, Teaching hours, content), out of 10 teachers, 8(80%) teachers were agree remaining 2(20%) teachers were strongly agree, No one teachers given strongly disagree, disagree, undecided about the course organization.

3. Table & figures no 3 reveals of the syllabus was based on coverage of modern /advance topics, good balance between theory and application, out of 10 teachers 6(60%) teachers were agree remaining 1(10%) teachers were undecided, 3(30%) teachers were strongly agree, No one teachers given strongly disagree, disagree about the good balance between theory and application.

4. Table & figures no 4 reveals of the syllabus was well structured to achieve the learning outcomes, out of 10 teachers, 8(80%) teachers were agree remaining 2(20%) teachers were strongly agree, No one teachers given strongly disagree, disagree and undecided about the syllabus.

5. Table & figures no 5 reveals of the ability of the learning material, out of 10 teachers 4(40%) teachers were undecided remaining 4(40%) teachers were agree and 1(10%) strongly agree, no one teachers given, strongly disagree & disagree about the syllabus.

6. Table & figures no 6 reveals of the use of innovative teaching methods, out of 10 teachers, 5(50%) teachers were undecided remaining 1(10%) teachers were agree 1(10%) teachers were strongly agree, 3(30%) teachers were disagree, strongly disagree about the use of innovative teaching methods.

7. Table & figures no 7 reveals of the overall environment in the class was conducive to learning, out of 10 teachers **7(70%)** teachers were undecided remaining **2(20%)** teachers were undecided and **1(10%)** teachers were strongly agree, no one teachers given strongly disagree, disagree, strongly agree, disagree about the syllabus.

8. Table & figures no 8 reveals of the book prescribed /listed as reference material are relevant, updated and appropriate, out of 10 teachers, **9(90%)** teachers were agree remaining **3(30%)** teachers were agree, no one teachers given strongly agree, disagree and strongly disagree about the book prescribed /listed as reference material are relevant, updated and appropriate.

9. Table & figures no 9 reveals of did teachers solved your queries /difficulties on time, out of 10 teachers, **5(50%)** teachers were strongly agree 4(40%), teachers were agree **1(10%)** teachers were strongly disagree, no one teacher is given undecided and disagree about the did teacher solve queries on time.

10. Table & figures no 10 reveals of the could your teacher inspired or make your work hard for better result, out of 10 teachers, **9(90%)** teachers were strongly agree remaining **1(10%)** teachers were agree, No one teachers given strongly disagree and disagree, undecided about the better result.

Employers Feedback Report

Year 2018

1. Table & figures no 1 reveals of the course objectives are clear & reflected in a syllabus, topic intended to cover, out of 10 employers, **9(90%)** employers were strongly agree remaining **1(10%)** employers were agree, No one employers given disagree, strongly disagree, disagree, and undecided about the syllabus.

2. Table & figures no 2 reveals of the course was well organized (eg, Teaching hours, content), out of 10 employers, **8(80%)** employers were agree remaining **2(20%)** employers were strongly agree, No one employers given strongly disagree, disagree, and undecided, opinion about the course organization.

3. Table & figures no 3 reveals of the syllabus was based on coverage of modern /advance topics, good balance between theory and application, out of 10 employers **6(60%)** employers were agree remaining **3(30%)** employers were strongly agree, and **1(10%)** employers were undecided, No one employers given strongly disagree, agree. about the good balance between theory and application.

4. Table & figures no 4 reveals of the syllabus was well structured to achieve the learning outcomes, out of 10 employers **3(30%)** employers were strongly agree remaining **3(30%)** employers were undecided, **3(30%)** were agree and **1(10%)** were disagree, No one employers given strongly disagree, about the structured syllabus to achieve the learning outcomes.

5. Table & figures no 5 reveals of the ability of the learning material, out of 10 employers **4 (40%)** employers were undecided remaining **4(40%)** employers were disagree and **1(10%)** agree and **1(10%)** were strongly disagree, no one employers given strongly agree opinion about the syllabus.

6. Table & figures no 6 reveals of the use of innovative teaching methods ,out of 10 employers ,4(40%)employers were disagree remaining 4(40%)employers were undecided,1(10%)were agree ,1(10%) were strongly agree and no one employer give strongly agree about the use of innovative teaching methods.

7. Table & figures no 7 reveals of the overall environment in the class was conducive to learning ,out of 10 employers 6(60%) employers were undecided remaining 3(30%)employers were disagree,1(10%)employers were strongly disagree No one employers given strongly agree, agree, about the overall environment in the class was conducive to learning .

8. Table & figures no 8 reveals of the book prescribed /listed as reference material are relevant ,updated and appropriate, out of 10 employers , 4(40%)employers were undecided remaining 3(30%)employers were disagree,2(20%) employers were agree and 1(10%) employers were strongly agree, no one employers given strongly agree disagree about the book prescribed /listed as reference material are relevant, updated and appropriate.

9. Table & figures no 9 reveals of did employers solved your queries /difficulties on time, out of 10 employers ,5(50%)employers were agree remaining 4(40%)employers were strongly agree and 1(10%)employers were undecided, no one employers given disagree and strongly disagree about the did teacher solve queries on time.

10. Table & figures no 10 reveals of the could your teacher inspired or make your work hard for better result, out of 10 teachers,9(90%) employers were strongly agree remaining 1(10%)employers were agree ,no one employers given disagree and strongly disagree and undecided about the did teacher solve queries on ti

Professionals Feedback Report

Year 2018

1. Table & figures no 1 reveals of the course objectives are clear & reflected in a syllabus ,topic intended to cover ,out of 10 professionals, **6(60%)**professionals were strongly agree remaining **4(40%)**professionals were agreed and No one professionals given disagree,strongly disagree, undecided about the syllabus.

2. Table & figures no 2 reveals of the course was well organized (eg, Teaching hours, content), out of 10 professionals, **7(70%)**professionals were strongly agree remaining **3(30%)**professionals were agree ,No one professionals given strongly disagree, disagree, undecided. about the course organization.

3. Table & figures no3 reveals of the syllabus was based on coverage of modern /advance topics, good balance between theory and application, out of 10 professionals **5(50%)**professionals were strongly agree remaining **5(50%)**professionals were agree , No one professionals given opinion about disagree, undecided, strongly disagree. about the good balance between theory and application.

4. Table & figures no 4 reveals of the syllabus was well structured to achieve the learning outcomes, out of 10 professionals **4(40%)**professionals were strongly agree remaining **3(30%)**professionals were agree, **2(20%)** were undecided and **1(10%)** were disagree ,No one professionals given strongly disagree, about the structured syllabus to achieve the learning outcomes .

5. Table & figures no 5 reveals of the ability of the learning material ,out of 10 professionals 7 (70%)professionals were agree remaining 3(30%) professionals were strongly agree and,no one professionals given strongly disagree, disagree, undecided opinion about the ability of learning material .

6. Table & figures no 6 reveals of the use of innovative teaching methods ,out of 10 professionals,7(70%)professionals were strongly agree remaining 2(20%)professionals were undecided , 1(10%)were disagree ,no one professionals given strongly disagree, agree,about the syllabus.

7. Table & figures no 7 reveals of the overall environment in the class was conducive to learning ,out of 10 professionals 4(40%)professionals were strongly agree remaining 2(20%)professionals were undecided and 2(20%)professionals were agree,2(20%)professionals were disagree no one professionals given strongly disagree, about the syllabus.

8. Table & figures no 8 reveals of the book prescribed /listed as reference material are relevant ,updated and appropriate, out of 10 professionals, 5(50%)professionals were strongly agree remaining 3(30%)professionals were disagree,1(10%) were undecided ,1(10%)were agree, No one professionals given strongly disagree about the book prescribed /listed as reference material are relevant, updated and appropriate.

9. Table & figures no 9 reveals of did employers solved your queries /difficulties on time ,out of 10 professionals, 4(40%)professionals were strongly agree remaining 4(40%), professionals were agree 1(10%)professionals undecided, 1(10%)professionals disagree. No one professionals given strongly disagree about the did teacher solve queries on time.

10. Table & figures no 10 reveals of the could your teacher inspired or make your work hard for better result, out of 10 professionals, 7(70%) professionals were strongly agree remaining 1(10%) professionals were agree, 1(10%) were strongly disagree, 1(10%) were strongly disagree and No one professionals given strongly undecided about the better result .

Alumni Feedback Report

Year 2018

1. Table & figures no 1 reveals of the course objectives are clear & reflected in a syllabus ,topic intended to cover ,out of 10 alumni, **9(90%)**alumni were strongly agree remaining **1(10%)**alumni were agree, No one alumni given strongly disagree,disagree, undecided about the syllabus.

2. Table & figures no 2 reveals of the course was well organized (eg, Teaching hours, content), out of 10 alumni, **5(50%)**alumni were strongly agree remaining **5(50%)**alumni were agree, No one alumni given strongly disagree, disagree, undecided opinion about the course organization.

3. Table & figures no3 reveals of the syllabus was based on coverage of modern /advance topics, good balance between theory and application, all of **7(70%)**alumni were agree, remaining **3(30%)** alumini were strongly agree No one alumni given strongly disagree, disagree, undecided, about the good balance between theory and application.

4. Table & figures no 4 reveals of the syllabus was well structured to achieve the learning outcomes, all of **5(50%)**alumni were agree, remaining 4(40%) alumini were strongly agree and remaining 1(10%) alumini were undecided No one alumni given strongly disagree, disagree, about the structured syllabus to achieve the learning outcomes .

5. Table & figures no 5 reveals of the ability of the learning material ,out of 10 alumni ,3 (30%)alumni were agree remaining 3(30%) alumni were undecided and 2(20%)alumniwere strongly agree,1(10%)alumniwere disagree, 1(10%)alumni were strongly disagree, no one allumini given the opinion about the syllabus.

6. Table & figures no 6 reveals of the use of inno vative teaching methods ,out of 10 alumni,5(50%)alumni were undecided remaining 3(30%) employers were disagree,1(10%) were agree,1(10%) alumni were strongly disagree, No one alumni givenopinion about the strongly agree use of innovative teaching methods.

7. Table & figures no 7 reveals of the overall environment in the class was conductive to learning ,out of 10 alumni 5(50%)alumni were disagree remaining 2(20%)alumni were agree and 2(20%)alumni were strongly undecided, 1(10%)alumni werestrongly disagree,No one alumnigiven opinion of stronglyagree, about the syllabus.

8. Table & figures no 8 reveals of the book prescribed /listed as reference material are relevant ,updated and appropriate, out of 10 alumni, 5(50%)alumni weredisagree remaining 2(20%)alumni wereundecided ,2(20%) alumni were agree and 1(10%)alumni were strongallydisagree, No one alumni given stronglyagree about the book prescribed /listed as reference material are relevant, updated and appropriate.

9. Table & figures no 9 reveals of did employers solved your queries /difficulties on time ,out of 10 alumni,5(50%)alumni were agree remaining 4(40%),alumni were strongly agree,1(10%) alumni were undecided, No one alumni given strongly disagree & disagree about the did teacher solve queries on time.

10. Table & figures no 10 reveals of the could your teacher inspired or make your work hard for better result, out of 10 alumni, **9(90%)** alumni were strongly agree remaining **1(10%)** alumni were agree, No one alumni given strongly disagree, and disagree and undecided about the better result.

Basic B.sc. Nursing Students Feedback Report

Year 2018

1. Table & figures no 1 reveals of the course objectives are clear & reflected in a syllabus, topic intended to cover, out of 40 B.Sc. Students, **31(77.50%)** B.Sc. students were agree remaining **9(22.50%)** B.Sc. Nursing were strongly agree, No one is given strongly disagree, disagree, undecided. about the syllabus.

2. Table & figures no 2 reveals of the course was well organized (eg, Teaching hours, content), out of 40 B.Sc. Nursing Students, **24(60%)** B.Sc. Nursing Students were strongly agree remaining **16(40%)** B.Sc. Nursing Students were strongly agree, and No one B.Sc. Nursing Students given strongly disagree, disagree, undecided opinion about the course organization.

3. Table & figures no 3 reveals of the syllabus was based on coverage of modern /advance topics, good balance between theory and application, out of 40 B.Sc. Nursing Students **24(60%)** B.Sc. Nursing Students were agree, **16(40%)** students were strongly agree, No one B.Sc. Nursing Students given strongly disagree, disagree, undecided about the good balance between theory and application.

4. Table & figures no 4 reveals of the syllabus was well structured to achieve the learning outcomes, out of 40 B.Sc. Nursing Students **28(70%)** B.Sc. Nursing Students were agree, **12(30.00%)** students were strongly agree, No one B.Sc. Nursing Students has given strongly disagree, disagree, undecided. about the structured syllabus to achieve the learning outcomes.

5. Table & figures no 5 reveals of the ability of the learning material, out of 40 B.sc.Nursing Students **19(47.50%)** B.sc.Nursing Students were strongly agree remaining **19(47.50%)** B.sc.Nursing Students were agree, **2(5.00%)** B.sc students were undecided No one B.sc.Nursing Students has given strongly disagree, disagree. about the structured syllabus to achieve the learning outcomes.

6. Table & figures no 6 reveals of the use of innovative teaching methods, out of 40 B.sc.Nursing Students, **16(40.00%)** B.sc.Nursing Students were agree remaining **13(32.50%)** students were strongly agree, **7(17.50%)** were undecided, **4(10%)** were disagree, No one given strongly disagree opinion about the use of innovative teaching methods.

7. Table & figures no 7 reveals of the overall environment in the class was conducive to learning, out of 40 B.sc.Nursing Students **25(62.50%)** students were agree, remaining **15(37.50%)** students were strongly agree and No one B.sc.Nursing Students given disagree, undecide, strongly disagree about the syllabus.

8. Table & figures no 8 reveals of the book prescribed /listed as reference material are relevant, updated and appropriate, out of 40 B.sc.Nursing Students, **21(52.50%)** students were strongly agree remaining **18(45%)** students were agree, **1(2.50%)** student were strongly disagree, No one student given strongly disagree, undecide about the book prescribed /listed as reference material are relevant, updated and appropriate.

9. Table & figures no 9 reveals of did employers solved your queries /difficulties on time, out of 40 B.sc.Nursing Students, **24(60%)** students were strongly agree remaining **15(37.50%)** students were agree, **1(2.50%)** students were disagree, No

one student given strongly disagree and undecided about the did teacher solve queries on time.

10. Table & figures no 10 reveals of the could your teacher inspired or make your work hard for better result, out of 40 B.sc. Nursing Students, **32(80.00%)** students were strongly agree, remaining **8(20%)** students were agree and No one students has given strongly disagree, disagree, undecide and about the better result

Post Basic B.sc.

Nursing Students Feedback Report

Year 2018

1. Table & figures no 1 reveals of the course objectives are clear & reflected in a syllabus, topic intended to cover, out of 20 P.Bsc. Students, **13(65%)** P.Bsc. Students were agree remaining **7(35%)** P.Bsc. Students were strongly agree, No one P.Bsc. Students has given strongly disagree, disagree, undecided, opinion about the syllabus.

2. Table & figures no 2 reveals of the course was well organized (eg, Teaching hours, content), out of 20 P.Bsc. Students, **19(95%)** P.Bsc. Students were strongly agree remaining **1(5.00%)** P.Bsc. Students were agree, No one P.bsc. Nursing Students has given strongly disagree, disagree and undecided. opinion about the course organization.

3. Table & figures no3 reveals of the syllabus was based on coverage of modern /advance topics, good balance between theory and application, out of 20 P.bsc. Nursing Students **14(70%)** P.bsc. Nursing Students were agree, and **5(25%)** students were strongly agree, **1(5%)** students were undecided, No one P.bsc. Nursing Students given strongly disagree, disagree about the good balance between theory and application.

4. Table & figures no 4 reveals of the syllabus was well structured to achieve the learning outcomes, out of 20 P.bsc. Nursing Students **14(70%)** P.bsc. Nursing Students were agree, **6(30%)** students were strongly agree and No one P.bsc. Nursing Students has given opinion about strongly disagree and disagree and undecide to the structured syllabus to achieve the learning outcomes.

5. Table & figures no 5 reveals of the ability of the learning material, out of 20 P.bsc.Nursing Students **11(55%)** P.bsc.Nursing Students agree remaining **5(25%)** P.bsc.Nursing Students were strongly agree, **4(20.00%)** students were undecided No one P.Bsc.Students has given strongly disagree and disagree opinion about the use of innovative teaching methods.

6. Table & figures no 6 reveals of the use of innovative teaching methods, out of 20 Students, **10(50%)** P.bsc.Nursing Students were strongly agree, remaining **6(30 %)** students were agree, **4(20%)** students were undecided, No one P.Bsc.Students has given strongly disagree and disagree opinion about the use of innovative teaching methods.

7. Table & figures no 7 reveals of the overall environment in the class was conducive to learning, out of 20 PB.bsc students **16(80.00%)** students were strongly agree, remaining **4(20%)** students were agree and No one PB.Bsc.Students given strongly disagree, disagree, and undecided, about the syllabus.

8. Table & figures no 8 reveals of the book prescribed /listed as reference material are relevant, updated and appropriate, out of 20 PB.Bsc.Students, **10(50%)** students were agree remaining **9(45%)** students were strongly agree, **1(5%)** student were undecided, No one PB.Bsc.Students given strongly disagree, disagree about the book prescribed /listed as reference material are relevant, updated and appropriate.

9. Table & figures no 9 reveals of did PB.Bsc. Students solved your queries /difficulties on time, out of 20 PB.Bsc.Students, **18(90%)** students were strongly agree remaining **2(10%)** students were agree, No one PB.Bsc. Students given strongly disagree, disagree and undecided about the book prescribed /listed as reference material are relevant, updated and appropriate.

10. Table & figures no 10 reveals of the could your teacher inspired or make your work hard for better result, out of 20 P.B.Sc. Students, **14(70%)** students were strongly agree, remaining **4(20%)** students were agree and No one students has given strongly disagree, disagree, undecide and about the better result .

M.sc.Nursing Students Feedback Report

Year 2018

1. Table & figures no 1 reveals of the course objectives are clear & reflected in a syllabus, topic intended to cover, out of 20 Msc.N Students, **15(75.00%)** students were strongly agree. remaining, **3(15%)** students were agree, **1(5%)** students were disagree, **1(5%)** students were strongly disagree No one Msc.N Students has undecided ,opinion about the syllabus.

2. Table & figures no 2 reveals of the course was well organized (eg, Teaching hours, content), out of 20 Msc.Nursing Students, **16(80%)** Students were strongly agree remaining, **3(15%)** Students were agree, and **1(5%)** students were disagree, No one Msc.N Students has given strongly disagree, undecide opinion about the course organization.

3. Table & figures no.3 reveals of the syllabus was based on coverage of modern /advance topics, good balance between theory and application, out of 20MscN Students **13(65%)** Students were strongly agree n, remaining **7(35%)** students were agree, No one Msc. Students given strongly disagree, disagree, and undecided opinion about the good balance between theory and application.

4. Table & figures no 4 reveals of the syllabus was well structured to achieve the learning outcomes, out of 20Msc.N Students **13(65%)** Msc.Nursing Students were strongly agree, **7(35%)** students were agree, Noone Msc.N Students has given opinion about strongly disagree and disagree and undecide to the structured syllabus to achieve the learning outcomes.

5. Table & figures no 5 reveals of the ability of the learning material ,out of 20 .Msc.N Students **11(55%)** Students were agree remaining **8(40%)** M.sc.Nursing Students were strongly agree, **1(5.00%)** students were undecided ,No one Msc.

N.Students has given opinion about strongly disagree and disagree about the syllabus.



6. Table & figures no 6 reveals of the use of innovative teaching methods ,out of 20 Msc.N Students, **12(60%)** Students were strongly agree, remaining **8(40%)** students were agree, No one Msc. N Students has given strongly disagree, disagree, undecide opinion about the use of innovative teaching methods.

7. Table & figures no 7 reveals of the overall environment in the class was conducive to learning ,out of 20 Msc.N students **11(55%)** students were agree, remaining **9(45%)** students were agree and, No one Msc.N Students given strongly disagree and undecide, disagree. about the syllabus.

8. Table & figures no 8 reveals of the book prescribed /listed as reference material are relevant ,updated and appropriate, out of 20 ,Msc.N students **14(70%)** students were strongly agree remaining **5(25%)** students were agree ,**1(5%)** student were undecided, No one Msc.N Students given strongly disagree, disagree about the book prescribed /listed as reference material are relevant, updated and appropriate.

9. Table & figures no 9 reveals of did employers solved your queries /difficulties on time ,out of 20 Msc.N students, **17(85%)** students were strongly agree, remaining **3(15 %)** students were agree, No one Msc.N Students given strongly disagree & disagree and undecide about the did teacher solve queries on time.

10. Table & figures no 10 reveals of the could your teacher inspired or make your work hard for better result, out of 20 Msc.N students, **17(85%)** students were strongly agree ,remaining **3(15%)** students were agree No one Msc.N Students no one has given strongly disagree and disagree and undecided opinion about the better result .


ATTESTED

Principal
Gadavari College of Nursing*
JALGAON

Scoring of Feedback Form of Year 2018.

Knowledge score: -

- Poor score in the feedback form indicate the knowledge ranges about 00%.
- Average score of the feedback form indicate the knowledge range about (1-10%).
- Good score of the feedback form indicate the knowledge ranges about (9-90%)

Sr.no	Level of knowledge	Range of Score
1	Poor	1-16 (00%)
2	Average	17 -33 (10%)
3	Good	34 -50 (90%)

Godavari College of Nursing


Curriculum Committee

Feedback Summary of year 2019

The feedback was collected and analyzed, The brief report is as follows:

- All the batches have responded for overall program evaluation and majority of them evaluated it as good. No one of them said it was strongly disagree. Very few of Basic B.Sc students said it was undecided.
- The B.Sc Nursing students, some of them responded as strongly agree and agree. NO body graded the strongly disagree.
- The same feedback was given by the M.Sc Nursing students also. Majority has graded the subjects as good and very few have told average. No one of them said that syllabus was handled poorly.
- The number of students from the fourth year who has responded for the feedback was strongly agree. Only some students given the feedback and felt the courses are good.
- The I and II MSc Nursing students graded their courses are good.
- Faculty has given a good input on the courses. Few among them given constructive suggestions regarding PB.BSc syllabus.
- The feedback was also collected from teachers, employers, alumni and from other professional members. All the feedbacks were good.


Curriculum Chairperson


Principal
PRINCIPAL
GODAVARI COLLEGE OF NURSING
JALGAON

Teachers Feedback Report of year 2019

1. Table & figures no 1 reveals of the course objectives are clear & reflected in a syllabus, topic intended to cover, out of 10 teachers, **10(100%)** teachers were strongly agree, No one teachers has given opinion about strongly disagree, disagree, undecided and agree about the syllabus.
2. Table & figures no 2 reveals of the course was well organized (eg, Teaching hours, content), out of 10 teachers, **7(70%)** teachers were strongly agree remaining **3(30%)** teachers were agree, No one teachers has given strongly disagree, disagree, undecided about the course organization.
3. Table & figures no 3 reveals of the syllabus was based on coverage of modern /advance topics, good balance between theory and application, out of 10 teachers **8(80%)** teachers were agree remaining **2(20%)** teachers were strongly agree, No one teachers has given strongly disagree, disagree and undecided about the good balance between theory and application.
4. Table & figures no 4 reveals of the syllabus was well structured to achieve the learning outcomes, out of 10 teachers, **10(100%)** teachers were agree, No one teachers has given strongly disagree, disagree, strongly agree and undecided about the syllabus.
5. Table & figures no 5 reveals of the ability of the learning material, out of 10 teachers **6(60%)** teachers were undecided remaining **4(40%)** teachers were agree, no one teachers has given, strongly disagree, disagree, strongly agree about the syllabus.
6. Table & figures no 6 reveals of the use of innovative teaching methods, out of 10 teachers, **5(50%)** teachers were undecided remaining **4(40%)** teachers were disagree and **1(10%)** teachers were agree, no one teachers has given strongly disagree, strongly agree, opinion about the use of innovative teaching methods.
7. Table & figures no 7 reveals of the overall environment in the class was conducive to learning, out of 10 teachers **5(50%)** teachers were agree remaining

Employers Feedback Report

Year 2019

1. Table & figures no 1 reveals of the course objectives are clear & reflected in a syllabus, topic intended to cover, out of 10 employers, **5(50%)** employers were strongly agree remaining **5(50%)** employers were agree, No one employers given opinion about undecided, disagree and strongly disagree about the syllabus.

2. Table & figures no 2 reveals of the course was well organized (eg, Teaching hours, content), out of 10 employers, **6(60%)** employers were agree remaining **4(40%)** employers were strongly agree, No one employers given strongly disagree, disagree, undecided opinion about the course organization.

3. Table & figures no 3 reveals of the syllabus was based on coverage of modern /advance topics, good balance between theory and application, out of 10 employers **8(80%)** employers were agree remaining **2(20%)** employers were strongly agree, No one employers given strongly disagree, disagree and undecided about the good balance between theory and application.

4. Table & figures no 4 reveals of the syllabus was well structured to achieve the learning outcomes, out of 10 employers **6(60%)** employers were agree remaining **2(20%)** employers were undecided, **2(20%)** were strongly agree, No one employers has given strongly disagree and disagree about the structured syllabus to achieve the learning outcomes .

5. Table & figures no 5 reveals of the ability of the learning material, out of 10 employers **4 (40%)** employers were agree remaining **3(30%)** employers were undecided and **2(20%)** were disagree and **1(10%)** were strongly agree, no one employers has given strongly disagree opinion about the syllabus.

6. Table & figures no 6 reveals of the use of innovative teaching methods, out of 10 employers, **7(70%)** employers were undecided remaining **2(20%)** employers were strongly disagree, **1(10%)** were disagree, no one employers has given opinion about agree and strongly agree about the use of innovative teaching methods.

Professionals Feedback Report

Year 2019

1. Table & figures no 1 reveals of the course objectives are clear & reflected in a syllabus ,topic intended to cover ,out of 10 professionals, **10(100%)**professionals were strongly agree, No one professionals given opinion of disagree agree, undecided, strongly disagree, about the syllabus.
2. Table & figures no 2 reveals of the course was well organized (eg, Teaching hours, content), out of 10 professionals, **8(80%)**professionals were strongly agree remaining **2(20%)**professionals were agree ,No one professionals has given strongly disagree ,disagree, undecided about the course organization.
3. Table & figures no3 reveals of the syllabus was based on coverage of modern /advance topics, good balance between theory and application, out of 10 professionals **6(60%)**professionals were strongly agree remaining **4(40%)**professionals were strongly agree, No one professionals has given opinion about disagree, undecided, strongly disagree about the good balance between theory and application.
4. Table & figures no 4 reveals of the syllabus was well structured to achieve the learning outcomes, out of 10 professionals **7(70%)**professionals were agree remaining **2(20%)**professionals were strongly agree, **1(10%)** were undecided ,No one professionals given strongly disagree, disagree opinion about the structured syllabus to achieve the learning outcomes .
5. Table & figures no 5 reveals of the ability of the learning material ,out of 10 professionals **5(50%)**professionals were agree remaining **3(30%)** professionals were undecided and **2(20%)** were strongly agree, no one professionals given strongly disagree and disagree opinion about the ability of learning material .
6. Table & figures no 6 reveals of the use of innovative teaching methods ,out of 10 professionals,**3(30%)**professionals were strongly agree and undecided, remaining **2(20%)**professionals were agree and disagree, no one professionals given opinion of strongly disagree about the use of innovative teaching methods.

Alumni Feedback Report

Year 2019

1. Table & figures no 1 reveals of the course objectives are clear & reflected in a syllabus, topic intended to cover, out of 10 alumni, **9(90%)** alumni were strongly agree remaining **1(10%)** alumni were agree, No one alumni given strongly disagree, disagree, undecided opinion about the syllabus.

2. Table & figures no 2 reveals of the course was well organized (eg, Teaching hours, content), out of 10 alumni, **5(50%)** alumni were strongly agree remaining **5(50%)** alumni were agree, No one alumni given strongly disagree, disagree and undecided opinion about the course organization.

3. Table & figures no3 reveals of the syllabus was based on coverage of modern /advance topics, good balance between theory and application, all of **8(80%)** alumni were agree, remaining **2(20%)** were strongly agree, No one alumni given strongly disagree, disagree, undecided about the good balance between theory and application.

4. Table & figures no 4 reveals of the syllabus was well structured to achieve the learning outcomes, all of **5(50%)** alumni were agree, **4(40%)** were strongly agree, and **1(10%)** were undecided, No one alumni given strongly disagree, disagree opinion about the structured syllabus to achieve the learning outcomes .

5. Table & figures no 5 reveals of the ability of the learning material, out of 10 alumni, **5(50%)** alumni were undecided remaining **2(20%)** alumni were agree and strongly agree, **1(10%)** were disagree, No one alumni given strongly agree, opinion about the syllabus.

6. Table & figures no 6 reveals of the use of innovative teaching methods, out of 10 alumni, **5(50%)** alumni were disagree remaining **3(30%)** alumni were undecided **2(20%)** were strongly disagree, No one alumni given agree and strongly agree opinion about the use of innovative teaching methods.

All Basic B.sc. Nursing Students Feedback Report

Year 2019

1. Table & figures no 1 reveals of the course objectives are clear & reflected in a syllabus, topic intended to cover, out of 40 B.Bsc. Students, **23(57.50%)** B.Bsc students were strongly agree remaining **17(42.50%)** B.Bsc. Nursing were agree, No one has given strongly disagree, disagree and undecided about the syllabus.

2. Table & figures no 2 reveals of the course was well organized (eg, Teaching hours, content), out of 40 B.bsc. Nursing Students, **33(82.50%)** B.bsc. Nursing Students were strongly agree remaining **6(15%)** B.bsc. Nursing Students were strongly agree, and **1(2.50%)** B.bsc Nursing students were undecided, No one B.bsc. Nursing Students given strongly disagree, disagree opinion about the course organization.

3. Table & figures no 3 reveals of the syllabus was based on coverage of modern /advance topics, good balance between theory and application, out of 40 B.bsc. Nursing Students **20(50%)** B.bsc. Nursing Students were agree, **19(47.50%)** students were strongly agree, **1(2.50%)** students were undecided No one B.bsc. Nursing Students given strongly disagree, disagree, about the good balance between theory and application.

4. Table & figures no 4 reveals of the syllabus was well structured to achieve the learning outcomes, out of 20 B.bsc. Nursing Students **25(62.50%)** B.bsc. Nursing Students were agree, **15(37.50%)** students were strongly agree, No one B.bsc. Nursing Students has given strongly disagree, disagree, undecided about the structured syllabus to achieve the learning outcomes.

5. Table & figures no 5 reveals of the ability of the learning material, out of 40 B.bsc. Nursing Students **17(42.50%)** B.bsc. Nursing Students were agree remaining **16(40%)** B.bsc. Nursing Students were strongly agree, **6(15%)** students were undecided, and **1(2.5%)** students were disagree, no one b.bsc students has given strongly disagree opinion about the syllabus.

Post Basic B.sc.Nursing Students Feedback Report

Year 2019

1. Table & figures no 1 reveals of the course objectives are clear & reflected in a syllabus, topic intended to cover, out of 20 P.Bsc.Students, **17(85%)** P.Bsc.Students were strongly agree remaining **1(5%)** P.Bsc.Students were strongly disagree, No one P.Bsc.Students has given disagree, undecided opinion about the syllabus.

2. Table & figures no 2 reveals of the course was well organized (eg, Teaching hours, content), out of 20 P.Bsc.Students, **14(70%)** P.Bsc.Students were strongly agree remaining **4(20%)** P.Bsc.Students were agree, and **2(10%)** P.Bsc.Students were undecided, No one P.bsc.Nursing Students has given strongly disagree, disagree opinion about the course organization.

3. Table & figures no3 reveals of the syllabus was based on coverage of modern /advance topics, good balance between theory and application, out of 20 P.bsc.Nursing Students **14(70%)** P.bsc.Nursing Students were strongly agree, and **4(20%)** students were strongly agree, **1(5%)** students were undecided and strongly disagree, No one P.bsc.Nursing Students given disagree opinion about the good balance between theory and application.

4. Table & figures no 4 reveals of the syllabus was well structured to achieve the learning outcomes, out of 20 P.bsc.Nursing Students **7(45%)** P.bsc.Nursing Students were strongly agree, **6(30%)** students were agree and **3(15%)** students were undecided and disagree, **1(5%)** students were strongly disagree, P.bsc.Nursing Students has given opinion on the structured syllabus to achieve the learning outcomes.

5. Table & figures no 5 reveals of the ability of the learning material, out of 20 P.bsc. Nursing Students **10(50%)** P.bsc.Nursing Students were strongly agree remaining **2(10%)** P. bsc. Nursing Students were agree, **3(15%)** students were undecided, **5(25%)** P.Bsc. Students were disagree about the syllabus.

6. Table & figures no 6 reveals of the use of innovative teaching methods, out of 20 P.bsc.Nursing Students, **7(35%)** P.bsc.Nursing Students were strongly agree, remaining **1(5%)** students were agree, **6(30%)** students were undecided, **3(15%)**

M.sc.Nursing Students Feedback Report

Year 2019

1. Table & figures no 1 reveals of the course objectives are clear & reflected in a syllabus, topic intended to cover, out of 20 Msc.N Students, **17(85%)** students were strongly agree remaining, **3(15%)** students were agree, No one Msc.N Students has given strongly disagree, disagree and undecided opinion about the syllabus.

2. Table & figures no 2 reveals of the course was well organized (eg, Teaching hours, content), out of 20 Msc.Nursing Students, **17(85%)** Students were strongly agree remaining, **3(15%)** Students were agree, No one Msc.N Students has given strongly disagree, disagree, undecided opinion about the course organization.

3. Table & figures no.3 reveals of the syllabus was based on coverage of modern /advance topics, good balance between theory and application, out of 20 MscN Students **13(65%)** Students were agree, remaining **7(35%)** students were strongly agree, No one Msc. Students given strongly disagree, disagree and undecided opinion about the good balance between theory and application.

4. Table & figures no 4 reveals of the syllabus was well structured to achieve the learning outcomes, out of 20 Msc.N Students **14(70%)** Msc.Nursing Students were agree, **3(15%)** students were strongly agree, **2(10%)** students were undecided, **1(5%)** students were disagree, No one Msc.N Students has given opinion about strongly disagree to the structured syllabus to achieve the learning outcomes.

5. Table & figures no 5 reveals of the ability of the learning material, out of 20 Msc.N Students **9(45%)** Students were disagree remaining **6(30%)** M.sc.Nursing Students were undecided, **4(20%)** students were agree, **1(5%)** students were strongly disagree, No one Msc.N. Students has given opinion about strongly agree about the syllabus.

6. Table & figures no 6 reveals of the use of innovative teaching methods, out of 20 Msc.N Students, **9(45%)** Students were undecided, remaining **6(30%)** students were disagree, **3(15%)** students were agree, **2(10%)** students were strongly

Scoring of Feedback Form of Year 2019.

Knowledge score: -

- Poor score in the feedback form indicate the knowledge ranges about 00%.
- Average score of the feedback form indicate the knowledge range about (1-10%).
- Good score of the feedback form indicate the knowledge ranges about (9-90%)

Sr.no	Level of knowledge	Range of Score
1	Poor	1-16 (00%)
2	Average	17 -33 (10%)
3	Good	34 -50 (90%)


Godavari College of Nursing
Curriculum Committee
Feedback summary 2020

The feedback was collected and analyzed. The brief report is as follows:

- All the batches have responded for overall program evaluation and majority of them evaluated it as good .Very few from Basic B.Sc batch said it was strongly disagree.
- The B.Sc Nursing students, majority have graded the subjects as good for all the syllabus. However some of them responded as agree and strongly agree . Nobody graded the syllabus as strongly disagree.
- The same feedback was given by the M.Sc.Nursing students also. Majority has graded the syllabus as agree and strongly agree. No one of them said that the subjects were stongly disagree.
- The P.B. BSc students feedback also revealed the same except few among them felt the syllabus graded were undecided.
- The number of students from the fourth year who has responded for the feedback was strongly agree.
- The I and II MSc nursing students graded their courses are good.
- Faculty has given a good input on the courses. Few among them given constructive suggestions regarding PBBSc syllabus.
- The feedback was also collected from teacher, employers, alumni and from other professional members. All the feedbacks were good.



Curriculum Chairperson



Principal



PRINCIPAL
GODAVARI COLLEGE OF NURSING
JALGAON

Teachers Feedback Report

Year 2020

1. Table & figures no 1 reveals of the course objectives are clear & reflected in a syllabus, topic intended to cover, out of 10 teachers, **9(90%)** teachers were agree remaining **1(10%)** teachers were undecided, No one teachers given strongly agree strongly disagree, undecided about the syllabus.

2. Table & figures no 2 reveals of the course was well organized (eg, Teaching hours, content), out of 10 teachers, **9(90%)** teachers were agree remaining **1(10%)** teachers were strongly agree, No one teachers given strongly disagree, disagree, undecided about the course organization.

3. Table & figures no 3 reveals of the syllabus was based on coverage of modern /advance topics, good balance between theory and application, out of 10 teachers **9(90%)** teachers were agree remaining **1(10%)** teachers were undecided, No one teachers given strongly disagree, strongly agree, disagree about the good balance between theory and application.

4. Table & figures no 4 reveals of the syllabus was well structured to achieve the learning outcomes, out of 10 teachers, **8(80%)** teachers were agree remaining **2(20%)** teachers were strongly agree, No one teachers given strongly disagree, disagree and undecided about the syllabus.

5. Table & figures no 5 reveals of the ability of the learning material, out of 10 teachers **8 (80%)** teachers were undecided remaining **1(10%)** teachers were agree and **1(10%)** strongly agree, no one teachers given, strongly disagree & disagree about the syllabus.

6. Table & figures no 6 reveals of the use of innovative teaching methods, out of 10 teachers, **8(80%)** teachers were undecided remaining **2(20%)** teachers were agree no one teachers given strongly disagree, strongly agree, strongly disagree & disagree about the use of innovative teaching methods.

Employers Feedback Report

Year 2020

1. Table & figures no 1 reveals of the course objectives are clear & reflected in a syllabus, topic intended to cover, out of 10 employers, **6(60%)** employers were strongly disagree remaining **2(20%)** employers were agree and **1(10%)** strongly agree and **1(10%)** are undecided, No one employers given disagree, about the syllabus.

2. Table & figures no 2 reveals of the course was well organized (eg, Teaching hours, content), out of 10 employers, **6(60%)** employers were strongly agree remaining **1(10%)** employers were agree & undecided, **2(20%)** employers were disagree, No one employers given strongly disagree opinion about the course organization.

3. Table & figures no 3 reveals of the syllabus was based on coverage of modern /advance topics, good balance between theory and application, out of 10 employers **3(30%)** employers were strongly agree remaining **3(30%)** employers were agree, and **2(20%)** employers were disagree and undecided, No one employers given strongly disagree, about the good balance between theory and application.

4. Table & figures no 4 reveals of the syllabus was well structured to achieve the learning outcomes, out of 10 employers **4(40%)** employers were strongly agree remaining **3(30%)** employers were undecided, **2(20%)** were agree and **1(10%)** were disagree, No one employers given strongly disagree, about the structured syllabus to achieve the learning outcomes.

5. Table & figures no 5 reveals of the ability of the learning material, out of 10 employers **5 (50%)** employers were undecided remaining **2(20%)** employers were strongly agree and **2(20%)** agree and **1(10%)** were strongly disagree, no one employers given disagree opinion about the syllabus.

6. Table & figures no 6 reveals of the use of innovative teaching methods, out of 10 employers, **3(30%)** employers were agree remaining **3(30%)** employers were strongly disagree, **1(10%)** were disagree, **1(10%)** were strongly agree and **2(20%)** were undecided about the use of innovative teaching methods.

Professionals Feedback Report

Year 2020

1. Table & figures no 1 reveals of the course objectives are clear & reflected in a syllabus, topic intended to cover, out of 10 professionals, **5(50%)** professionals were strongly agree remaining **3(30%)** professionals were undecided and **1(10%)** agree and **1(10%)** were strongly disagree, No one professionals given disagree, about the syllabus.

2. Table & figures no 2 reveals of the course was well organized (eg, Teaching hours, content), out of 10 professionals, **4(40%)** professionals were undecided remaining **3(30%)** professionals were strongly agree, **2(20%)** professionals were agree, **1(10%)** professionals were disagree, No one professionals given strongly disagree about the course organization.

3. Table & figures no 3 reveals of the syllabus was based on coverage of modern /advance topics, good balance between theory and application, out of 10 professionals **4(40%)** professionals were strongly agree remaining **4(40%)** professionals were undecided, and **1(10%)** professionals were strongly disagree and disagree, No one professionals given opinion about agree, about the good balance between theory and application.

4. Table & figures no 4 reveals of the syllabus was well structured to achieve the learning outcomes, out of 10 professionals **4(40%)** professionals were strongly agree remaining **3(30%)** professionals were agree, **2(20%)** were undecided and **1(10%)** were disagree, No one professionals given strongly disagree, about the structured syllabus to achieve the learning outcomes.

5. Table & figures no 5 reveals of the ability of the learning material, out of 10 professionals **5 (50%)** professionals were strongly agree remaining **2(20%)** professionals were undecided and **2(20%)** disagree and **1(10%)** were agree, no one professionals given strongly disagree opinion about the ability of learning material.

12. Table & figures no 12 reveals of the does the syllabus address about human/social values professional ethics, out of 10 professionals **9(90%)**professionals were strongly agree remaining **1(10%)**professionals were agree ,No one professionals given strongly disagree ,disagree, undecided about the syllabus address about human /social/professional ethics.

7. Table & figures no 7 reveals of the overall environment in the class was conducive to learning, out of 10 alumni **5(50%)** alumni were undecided remaining **2(20%)** alumni were disagree and **2(20%)** alumni were strongly agree, **1(10%)** alumni were agree, No one alumni given opinion of strongly disagree, about the syllabus.

8. Table & figures no 8 reveals of the book prescribed /listed as reference material are relevant, updated and appropriate, out of 10 alumni, **4(40%)** alumni were strongly agree remaining **4(40%)** alumni were undecided, **1(10%)** alumni were agree and **1(10%)** alumni were disagree, No one alumni given strongly disagree about the book prescribed /listed as reference material are relevant, updated and appropriate.

9. Table & figures no 9 reveals of did employers solved your queries /difficulties on time, out of 10 alumni, **5(50%)** alumni were agree remaining **4(40%)**, alumni were strongly agree, **1(10%)** alumni were undecided, No one alumni given strongly disagree & disagree about the did teacher solve queries on time.

10. Table & figures no 10 reveals of the could your teacher inspired or make your work hard for better result, out of 10 alumni, **4(40%)** alumni were strongly agree remaining **3(30%)** alumni were agree and **2(20%)** were undecided, No one alumni given strongly disagree and disagree about the better result.

11. Table & figures no 11 reveals of the do you agree the depth of the course content are satisfactory, out of 10 alumni, **4(40%)** alumni were strongly agree remaining **3(30%)** alumni were agree and **2(20%)** alumni were undecided, No one alumni given strongly disagree and disagree about the course content satisfactory.

12. Table & figures no 12 reveals of the does the syllabus address about human/social values professional ethics, out of 10 alumni **6(60%)** alumni were strongly agree remaining **3(30%)** alumni were undecided, **1(10%)** alumni were agree, No one alumni given strongly disagree, disagree, about the syllabus address about human /social/professional ethics.

6. Table & figures no 6 reveals of the use of innovative teaching methods ,out of 40 B.bsc.Nursing Students,**25(62.50%)**B.bsc.Nursing Students were remaining **11(27.50%)** students were strongly agree, **1(2.50%)**were disagree ,**3(7.50%)** were undecided ,No one given strongly disagree opinion about the use of innovative teaching methods.

7. Table & figures no 7 reveals of the overall environment in the class was conducive to learning ,out of 40 B.bsc.Nursing Students **21(52.50%)** students were strongly agree, remaining **14(35%)** students were agree and **4(10%)**students were undecided ,**1(10%)**students were strongly disagree, No one B.bsc.Nursing Students given disagree, about the syllabus.

8. Table & figures no 8 reveals of the book prescribed /listed as reference material are relevant ,updated and appropriate, out of 40 B.bsc.Nursing Students, **23(57.50%)**students were strongly agree remaining **10(25%)** students were agree,**6(15%)** student were undecided,**1(2.50%)** students were disagree, No one student given strongly disagree about the book prescribed /listed as reference material are relevant, updated and appropriate.

9. Table & figures no 9 reveals of did employers solved your queries /difficulties on time ,out of 40B.bsc.Nursing Students,**18(45%)**students were strongly agree remaining **15(37.50%)**students were agree,**6(15%)** students were undecided ,**1(2.5%)**students were strongly disagree, No one student given disagree about the did teacher solve queries on time.

10. Table & figures no 10 reveals of the could your teacher inspired or make your work hard for better result,out of 20 B.bsc.Nursing Students,**23(57.50%)** students were strongly agree, remaining **12(30%)**students were agree and **4(10%)**students were undecided,**1(2.5%)** students were disagree, No one students has given strongly disagree and about the better result .

11. Table & figures no 11 reveals of the do you agree the depth of the course content are satisfactory ,out of 40 B.bsc.Nursing Students,**24(60%)** students were strongly agree remaining **12(30%)**students were agree and **4(10%)** students were undecided ,No one students given strongly disagree and disagree about the course content satisfactory.

Post Basic B.sc.Nursing Students Feedback Report

Year 2020

1. Table & figures no 1 reveals of the course objectives are clear & reflected in a syllabus, topic intended to cover, out of 20 P.Bsc.Students, **17(85%)** P.Bsc.Students were strongly agree remaining **3(15%)** P.Bsc.Students were agree, No one P.Bsc.Students has given strongly disagree, disagree, undecided opinion about the syllabus.

2. Table & figures no 2 reveals of the course was well organized (eg, Teaching hours, content), out of 20 P.Bsc.Students, **10(50%)** P.Bsc.Students were agree remaining **9(45%)** P.Bsc.Students were strongly agree, and **1(5%)** P.Bsc.Students were undecided, No one P.bsc.Nursing Students has given strongly disagree, disagree opinion about the course organization.

3. Table & figures no 3 reveals of the syllabus was based on coverage of modern /advance topics, good balance between theory and application, out of 20 P.bsc.Nursing Students **14(70%)** P.bsc.Nursing Students were agree, and **5(25%)** students were strongly agree, **1(5%)** students were undecided, No one P.bsc.Nursing Students given strongly disagree, disagree about the good balance between theory and application.

4. Table & figures no 4 reveals of the syllabus was well structured to achieve the learning outcomes, out of 20 P.bsc.Nursing Students **9(45%)** P.bsc.Nursing Students were strongly agree, **7(35%)** students were agree and **4(20%)** students were undecided, No one P.bsc.Nursing Students has given opinion about strongly disagree and disagree to the structured syllabus to achieve the learning outcomes.

5. Table & figures no 5 reveals of the ability of the learning material, out of 20 P.bsc.Nursing Students **9(45%)** P.bsc.Nursing Students were strongly agree remaining **8(40%)** P.bsc.Nursing Students were agree, **1(5%)** students were undecided, **2(10%)** P.Bsc.Students were disagree about the syllabus.

6. Table & figures no 6 reveals of the use of innovative teaching methods, out of 20 Students, **9(45%)** P.bsc.Nursing Students were strongly agree, remaining **7(35%)** students were agree, **4(20%)** students were undecide, No one P.Bsc.Students has

given undecided opinion about the syllabus address about human /social/professional ethics.

Year 2020

1. Table & figure no 1 reveals of the course objectives are clear & reflected in a syllabus topic included to cover, out of 20 MSc Nursing, 8(40%) students were undecided remaining 12(60%) students were agree, 5(25%) students were strongly agree. No one MSc N students has given strongly disagree/opinion about the syllabus.

2. Table & figure no 2 reveals of the course was well organized by Teaching hours content, out of 20 MSc Nursing Students 13(65%) Students were agree remaining 7(35%) Students were strongly agree, and 1(5%) students were disagree. No one MSc N Students has given strongly disagree, undecided opinion about the course organization.

3. Table & figure no 3 reveals of the syllabus was based on coverage of modern advance topics, good balance between theory and application, out of 20 MSc Nursing Students 9(45%) students were undecided, remaining 11(55%) students were strongly agree, 4(20%) students were agree, 1(5%) students were disagree. No one MSc N students given strongly disagree/opinion about the good balance between theory and application.

4. Table & figure no 4 reveals of the syllabus was well structured to achieve the learning outcomes, out of 20 MSc Nursing Students 13(65%) students were strongly agree, 4(20%) students were undecided and 3(15%) students were strongly agree, No one MSc N students has given opinion about strongly disagree and disagree in the structured syllabus to achieve the learning outcomes.

5. Table & figure no 5 reveals of the ability of the learning material, out of 20 MSc N Students 9(45%) Students were agree remaining 11(55%) MSc Nursing Students were strongly agree, 1(5%) students were undecided, 4(20%) students were disagree, No one MSc N students has given opinion about strongly disagree about the syllabus.

6. Table & figure no 6 reveals of the use of innovative teaching methods, out of 20 MSc N Students, 11(55%) Students were strongly agree, remaining 9(45%) students were strongly agree, 1(5%) students were undecided, No

one Msc.N. Student has given strongly disagree opinion about the use of innovative teaching methods.

7. Table & figures no 7 reveals of the overall environment in the class was conducive to learning, out of 20 Msc.N students **11(55%)** students were strongly agree, remaining **8(40%)** students were agree and **1(5%)** students were disagree, No one Msc.N Student given strongly disagree and undecided, about the syllabus.

8. Table & figures no 8 reveals of the book prescribed /listed as reference material are relevant, updated and appropriate, out of 20, Msc.N students **12(60%)** students were agree remaining **5(25%)** students were undecided, **3(15%)** student were strongly agree, No one Msc.N Student given strongly disagree, disagree about the book prescribed /listed as reference material are relevant, updated and appropriate.

9. Table & figures no 9 reveals of did employers solved your queries /difficulties on time, out of 20 Msc.N students, **11(55%)** students were strongly agree, remaining **6(30%)** students were agree, **3(15%)** students were undecided, No one Msc.N Student given strongly disagree & disagree about the did teacher solve queries on time.

10. Table & figures no 10 reveals of the could your teacher inspired or make your work hard for better result, out of 20 Msc.N students, **11(55%)** students were strongly agree, remaining **6(30%)** students were strongly agree and **3(15%)** students were undecided, No one Msc.N Student has given strongly disagree and disagree opinion about the better result.

11. Table & figures no 11 reveals of the do you agree the depth of the course content are satisfactory, out of 20 Msc.N students, **10(50%)** students were agree remaining **5(25%)** students were strongly agree and **3(15%)** students were undecided, **2(10%)** students were disagree, No one Msc.N Student has given strongly disagree opinion about the course content satisfactory.

12. Table & figures no 12 reveals of the does the syllabus address about human/social values professional ethics, out of 20 Msc.N Students **9(45%)** students were strongly agree, remaining **8(40%)** students were agree, **3(15%)** students were undecided, No one Msc.N Student has given strongly disagree, disagree opinion about the syllabus address about human /social/professional ethics.



Scoring of Feedback Form of Year 2020.

Knowledge score: -

- Poor score in the feedback form indicate the knowledge ranges about 00%.
- Average score of the feedback form indicate the knowledge range about (1-10%).
- Good score of the feedback form indicate the knowledge ranges about (9-90%)

Sr.no	Level of knowledge	Range of Score
1	Poor	1-16 (00%)
2	Average	17 -33 (10%)
3	Good	34 -50 (90%)


**Godavari College of Nursing
Curriculum Committee
Feedback summary 2021**

The feedback was collected and analyzed. The brief report is as follows:

- All the batches have responded for overall program evaluation and majority of them evaluated it as good. None of them said it was undecided. Very few from III B.Sc and II B.Sc batch said it was strongly disagree.
- The I B.Sc Nursing students, majority have graded the subjects as good for all the subjects. However some of them responded as strongly disagree.
- The same feedback was given by the II BSc students also. Majority has graded the subjects as strongly agree and agree. No one of them said that the subjects were strongly disagree.
- The III BSc students feedback also revealed the same except few among them felt the subjects were undecided.
- The number of students from the fourth year who has responded for the feedback was agree.
- The I and II MSc nursing students graded their courses are good.
- Faculty has given a good input on the courses. Few among them given constructive suggestions regarding PBBSc syllabus.
- The feedback was also collected from employers, alumni, teachers and from other professional members. All the feedbacks were good.


Curriculum Chairperson




Principal
PRINCIPAL
GODAVARI COLLEGE OF NURSING
JALGAON

Teachers feedback reports

Year 2021

1. Table & figures no 1 reveals of the course objectives are clear & reflected in a syllabus ,topic intended to cover ,out of 10 teachers, **1(10%)** teachers were agree, **2(20%)** teachers were undecided, **1(10%)** were strongly disagree remaining, **6(60%)** teachers were strongly agree, No one teachers given disagree about the syllabus.
2. Table & figures no 2 reveals of the course was well organized (eg, Teaching hours, content), out of 10 teachers, **6(60%)** teachers were agree, **1(10%)** teachers were undecided remaining **3(30%)** teachers were strongly agree. No one teachers given strongly disagree, disagree about the course organization.
3. Table & figures no 3 reveals of the syllabus was based on coverage of modern /advance topics, good balance between theory and application, out of 10 teachers **2(20%)** teachers were agree, **7(70%)** teachers were strongly agree remaining **1(10%)** teachers were undecided. No one teachers given strongly disagree, disagree about the good balance between theory and application.
4. Table & figures no 4 reveals of the syllabus was well structured to achieve the learning outcomes, out of 10 teachers, **4(40%)** teachers were agree **5(50%)** teachers were strongly agree remaining **1(10%)** teachers were undecided. No one teachers given strongly disagree, disagree about the syllabus.
5. Table & figures no 5 reveals of the ability of the learning material ,out of 10 teachers **4 (40%)** teachers were strongly agree, **2(20%)** teachers were undecided and remaining **4(40%)** teachers were agree . No one teachers given ,strongly disagree & disagree about the syllabus.

6. Table & figures no 6 reveals of the use of innovative teaching methods ,out of 10 teachers, **2(20%)** teachers were agree remaining **8(80%)**teachers were undecided .No one teachers given strongly disagree, disagree , strongly agree, about the use of innovative teaching methods.

7. Table & figures no 7 reveals of the overall environment in the class was conducive to learning, out of 10 teachers **7(70%)**teachers were agree **2(20%)**teachers were undecided and **1(10%)**teachers were strongly agree. No one teachers given disagree and strongly disagree about the syllabus.

8. Table & figures no 8 reveals of the book prescribed /listed as reference material are relevant ,updated and appropriate, out of 10 teachers,**9(90%)**teachers were agree remaining **1(10%)**teachers were strongly agree. No one teachers were strongly disagree , disagree, undecided about the book prescribed /listed as reference material are relevant, updated and appropriate.

9. Table & figures no 9 reveals of did teachers solved your queries /difficulties on time ,out of 10 teachers ,**5(50%)**teachers were strongly agree remaining **3(30%)**teachers were agree ,**2(20%)**teachers were undecided. No one teachers given strongly disagree ,disagree about the did teacher solve queries on time.

10. Table & figures no 10 reveals of the could your teacher inspired or make your work hard for better result, out of 10 teachers ,**5(50%)**teachers were strongly agree remaining **2(20%)** were agree,**3(30%)**teachers were undecided .No one teachers given strongly disagree, disagree about the better result .

Employers Feedback Report

Year 2021

1. Table & figures no 1 reveals of the course objectives are clear & reflected in a syllabus ,topic intended to cover ,out of 10 employers ,**4(40%)**employers were agree and **2(20%)**strongly agree,**1(10%)**employers were undecided and remaining **3(30%)** employers were strongly disagree. No one employers give disagree about the syllabus.
2. Table & figures no 2 reveals of the course was well organized (eg, Teaching hours, content), out of 10 employers, **6(60%)**employers were strongly agree remaining **2(20%)**employers were agree, **2(20%)**were disagree .No one employers given strongly disagree and undecided opinion about the course organization.
3. Table & figures no 3 reveals of the syllabus was based on coverage of modern /advance topics, good balance between theory and application, out of 10 employers **5(50%)** employers were agree , **3(30%)** employers were strongly agree , **2(20%)** employers were undecided. No one employers given strongly disagree and disagree about the good balance between theory and application.
4. Table &figures no 4 reveals of the syllabus was well structured to achieve the learning outcomes, out of 10 employers **3(30%)** employers were strongly agree remaining **4(40%)** employers were undecided, **3(30%)** were agree .No one employers given strongly disagree and disagree about the structured syllabus to achieve the learning outcomes .

5. Table & figures no 5 reveals of the ability of the learning material ,out of 10 employers **5(50%)** employers were undecided remaining, **2(20%)** were strongly agree **1(10%)** agree , **1(10%)** were disagree and **1(10%)** were strongly disagree .

6. Table & figures no 6 reveals of the use of innovative teaching methods ,out of 10 employers, **1(10%)** employers were strongly disagree, **1(10%)** were disagree , **4(40%)** were undecided, **3(30%)** were agree and **1(10%)** were strongly agree about the use of innovative teaching methods.

7. Table & figures no 7 reveals of the overall environment in the class was conducive to learning ,out of 10 employers **1(10%)** employers were disagree remaining **1(10%)** employers were agree and **4(40%)** were undecided , **4(40%)** employer were strongly disagree. No one employers given strongly disagree, about the overall environment in the class was conducive to learning .

8. Table & figures no 8 reveals of the book prescribed /listed as reference material are relevant ,updated and appropriate, out of 10 employers , **4(40%)** employers were undecided remaining **3(30%)** employers were agree, **1(10%)** employers were strongly disagree, **1(10%)** were strongly agree and **1(10%)** were disagree about the book prescribed /listed as reference material are relevant, updated and appropriate.

9. Table & figures no 9 reveals of did employers solved your queries /difficulties on time ,out of 10 employers , **3(30%)** employers were agree remaining **5(50%)** employers were strongly agree and **1(10%)** were disagree and **1(10%)** were strongly disagree . No one employers given undecided about the did teacher solve queries on time.

10. Table & figures no 10 reveals of the could your teacher inspired or make your work hard for better result out of 10 teachers, **6(60%)** employers were strongly agree remaining **3(30%)** employers were agree, **1(10%)** were undecided .No one employers given strongly disagree, disagree about the better result .

Professionals Feedback Report

Year 2021

1. Table & figures no 1 reveals of the course objectives are clear & reflected in a syllabus ,topic intended to cover ,out of 10 professionals, **3(30%)** professionals were strongly agree remaining **4(40%)** professionals were undecided and **2(20%)** agree and **1(10%)**were strongly disagree . No one professionals given disagree, about the syllabus.
2. Table & figures no 2 reveals of the course was well organized (eg, Teaching hours, content), out of 10 professionals, **2(20%)**professionals were undecided remaining **6(60%)** professionals were strongly agree ,**1(10%)** professionals were agree,**1(10%)** were disagree. No one professionals given strongly disagree about the course organization.
3. Table & figures no 3 reveals of the syllabus was based on coverage of modern /advance topics, good balance between theory and application, out of 10 professionals **2(20%)** professionals were strongly agree remaining **5(50%)** professionals were undecided and **1(10%)** professionals were agree,**1(10%)** were strongly disagree and **1(10%)** were disagree about the good balance between theory and application.
4. Table & figures no 4 reveals of the syllabus was well structured to achieve the learning outcomes, out of 10 professionals **5(50%)**professionals were strongly agree remaining **3(30%)** professionals were agree, **2(20%)** were undecided ,No one professionals given strongly disagree and disagree about the structured syllabus to achieve the learning outcomes .

5. Table & figures no 5 reveals of the ability of the learning material ,out of 10 professionals **4(40%)**professionals were strongly agree remaining **1(10%)** professionals were undecided, **2(20%)** professional were disagree and **3(30%)**were agree .No one professionals given strongly disagree opinion about the ability of learning material .

6. Table & figures no 6 reveals of the use of innovative teaching methods ,out of 10 professionals, **5(50%)** professional were agree, **4(40%)**professionals were undecided , **1(10%)**were disagree .No one professional given strongly agree and strongly disagree about the use of innovative teaching methods.

7. Table & figures no 7 reveals of the overall environment in the class was conducive to learning ,out of 10 professionals **2(20%)** professionals were agree,**1(10%)** were undecided , **2(20%)** professional were disagree and remaining **5(50%)** professionals were strongly agree. No one professional given strongly disagree about the syllabus.

8. Table & figures no 8 reveals of the book prescribed /listed as reference material are relevant ,updated and appropriate, out of 10 professionals, **1(10%)**professionals were strongly agree remaining **3(30%)** professionals were agree,**2(20%)** were disagree, **4(40%)**were undecided . No one professionals given strongly disagree about the book prescribed /listed as reference material are relevant, updated and appropriate.

9. Table & figures no 9 reveals of did employers solved your queries /difficulties on time ,out of 10 professionals,**6(60%)**professionals were strongly agree remaining **3(30%)**,professionals were agree, **1(10%)**were undecided .No one professionals given strongly disagree and disagree about the did teacher solve queries on time.

10. Table & figures no 10 reveals of the could your teacher inspired or make your work hard for better result, out of 10 professionals, 3(30%) professionals were agree remaining 4(40%) professionals were undecided ,2(20%) were strongly agree, 1(10%) were disagree. No one professionals given strongly disagree about the better result .

Alumni Feedback Report

Year 2021

1. Table & figures no 1 reveals of the course objectives are clear & reflected in a syllabus ,topic intended to cover out of 10 alumni, **1(10%)** alumni were strongly agree, **7(70%)** alumni were undecided and **2(20%)** alumni were disagree. No one alumni given strongly disagree and agree about the syllabus.
2. Table & figures no 2 reveals of the course was well organized (eg, Teaching hours, content), out of 10 alumni, **7(70%)** alumni were agree remaining **1(10%)**alumni were strongly agree, **2(20%)** were undecided. No one alumni given strongly disagree, disagree opinion about the course organization.
3. Table & figures no 3 reveals of the syllabus was based on coverage of modern /advance topics, good balance between theory and application,out of 10 alumni all **10(100%)** alumni were agree. No one alumni given strongly disagree, disagree, undecided and strongly agree about the good balance between theory and application.
4. Table & figures no 4 reveals of the syllabus was well structured to achieve the learning outcomes, out of 10 alumni **9(90%)**alumni were agree **1(10%)**were strongly agree .No one alumni given strongly disagree, disagree and undecided about the structured syllabus to achieve the learning outcomes .
5. Table & figures no 5 reveals of the ability of the learning material ,out of 10 alumni ,**2 (20%)**alumni were disagree remaining **5(50%)** alumni were agree and **2(20%)**were strongly agree **1(10%)** were undecided. No one alumni given strongly disagree opinion about the syllabus.

6. Table & figures no 6 reveals of the use of innovative teaching methods ,out of 10 alumni, **4(40%)** alumni were undecided remaining **1(10%)** employers were agree, **2(20%)** were disagree, **3(30%)** were strongly agree. No one alumni given strongly disagree opinion about the use of innovative teaching methods.

7. Table & figures no 7 reveals of the overall environment in the class was conducive to learning ,out of 10 alumni **5(50%)** alumni were undecided remaining **1(10%)** alumni were agree and **2(20%)** alumni were disagree, **2(20%)** were strongly agree .No one alumni given opinion of strongly disagree about the syllabus.

8. Table & figures no 8 reveals of the book prescribed /listed as reference material are relevant ,updated and appropriate, out of 10 alumni, **5(50%)** alumni were strongly agree remaining **2(20%)** alumni were undecided ,**2(20%)** alumni were agree and **1(10%)** alumni were disagree, No one alumni given strongly disagree about the book prescribed /listed as reference material are relevant, updated and appropriate.

9. Table & figures no 9 reveals of did employers solved your queries /difficulties on time ,out of 10 alumni, **6(60%)** alumni were agree remaining **3(30%)** alumni were strongly agree, **1(10%)** were undecided. No one alumni given strongly disagree & disagree about the did teacher solve queries on time.

10. Table & figures no 10 reveals of the could your teacher inspired or make your work hard for better result ,out of 10 alumni, **6(60%)** alumni were strongly agree remaining **1(10%)** were undecided, **3(30%)** alumni were agree. No one alumni given strongly disagree , undecided and disagree about the better result .

Basic B.sc. Nursing Students Feedback Report

Year 2021

1. Table & figures no 1 reveals of the course objectives are clear & reflected in a syllabus ,topic intended to cover ,out of 40 B.Bsc.Students, **18(45%)** B.Bsc students were agree ,**9(22.50%)**were undecided , **2(05%)** were disagree remaining **11(27.50%)** B.Bsc.Nursing were strongly agree. No one given strongly disagree about the syllabus.
2. Table & figures no 2 reveals of the course was well organized (eg, Teaching hours, content), out of 40 B.bsc.Nursing Students, **18(45%)** B.bsc.Nursing Students were agree remaining **20(50%)** B.bsc.Nursing Students were strongly agree ,**2(05%)**were undecided . No one B.bsc.Nursing Students given strongly disagree ,disagree opinion about the course organization.
3. Table & figures no3 reveals of the syllabus was based on coverage of modern /advance topics, good balance between theory and application, out of 40 B.bsc.Nursing Students **18(45%)** B.bsc.Nursing Students were agree ,**16(40%)** students were strongly agree,**6(15%)** students were undecided .No one B.bsc.Nursing Students given strongly disagree and disagree about the good balance between theory and application.
4. Table & figures no 4 reveals of the syllabus was well structured to achieve the learning outcomes, out of 40 B.bsc.Nursing Students **20(50%)** B.bsc.Nursing Students were strongly agree,**13(32.50%)** were agree and **5(12.50%)** students were undecided **2(05%)** were disagree .No one B.bsc.Nursing Students has given strongly disagree and disagree, about the structured syllabus to achieve the learning outcomes.

5. Table & figures no 5 reveals of the ability of the learning material ,out of 40 B.bsc.Nursing Students **15(37.50%)** B.bsc.Nursing Students were agree remaining **15(37.50%)** B.bsc.Nursing Students were strongly agree , **2(5%)** were disagree,**1(2.50%)** students were strongly disagree,**7(17.50%)** students were undecided about the syllabus.

6. Table & figures no 6 reveals of the use of innovative teaching methods ,out of 40 B.bsc.Nursing Students ,**2(5%)** B.bsc.Nursing Students were disagree remaining **24(60%)** students were strongly agree ,**5(12.50%)** were undecided and **09(22.50%)** were agree.No one given strongly disagree about the use of innovative teaching methods.

7. Table & figures no 7 reveals of the overall environment in the class was conducive to learning ,out of 40 B.bsc.Nursing Students **19(47.50%)** students were strongly agree, remaining **12(30%)** students were agree and **7(17.50%)** students were undecided,**1(2.50%)** were disagree and **1(2.50%)** were strongly disagree about the environment in the class.

8. Table & figures no 8 reveals of the book prescribed /listed as reference material are relevant ,updated and appropriate, out of 40 B.bsc.Nursing Students, **21(52.50%)** students were strongly agree remaining **11(27.50%)** students were agree, **7(17.50%)** student were undecided, **1(2.5%)** students were disagree. No one student given strongly disagree about the book prescribed /listed as reference material are relevant, updated and appropriate.

9. Table & figures no 9 reveals of did employers solved your queries /difficulties on time ,out of 40 B.bsc.Nursing Students,**16(40%)** students were strongly agree remaining **18(45%)** students were agree ,**5(12.50%)** students were undecided,**1(2.50%)** were strongly disagree . No one student given disagree about the did teacher solve queries on time.

10. Table & figures no 10 reveals of the could your teacher inspired or make your work hard for better result, out of 40 B.bsc.Nursing Students, **22(55%)** students were strongly agree, remaining **14(35%)** students were agree, **3(7.50%)** were undecided and **1(2.50%)** were disagree. No one students has given strongly disagree, disagree and undecided about the better result.

Post Basic B.sc.Nursing Students Feedback Report

Year 2021

1. Table & figures no 1 reveals of the course objectives are clear & reflected in a syllabus ,topic intended to cover ,out of 20 P.Bsc.Students,

12(60%)P.Bsc.Students were strongly agree remaining **5(25%)**P.Bsc.Students were agree, **3(15%)** were undecided . No one P.Bsc.Students has given strongly disagree and disagree opinion about the syllabus.

2. Table & figures no 2 reveals of the course was well organized (eg, Teaching hours, content), out of 20 P.Bsc.Students, **10(50%)**P.Bsc.Students were agree remaining **9(45%)**P.Bsc.Students were strongly agree, **1(05%)** were undecided. No one P.bsc.Nursing Students has given strongly disagree and disagree opinion about the course organization.

3. Table & figures no3 reveals of the syllabus was based on coverage of modern /advance topics, good balance between theory and application, out of 20 P.bsc.Nursing Students **11(55%)**P.bsc.Nursing Students were agree, and **5(25%)** students were strongly agree, **3(15%)** were undecided and **1(5%)** were disagree . No one P.bsc.Nursing Students given strongly disagree about the good balance between theory and application.

4. Table & figures no 4 reveals of the syllabus was well structured to achieve the learning outcomes, out of 20P.bsc.Nursing Students **6(30%)**P.bsc.Nursing Students were strongly agree, **10(50%)**students were agree, **4(20%)** were undecided .No one P.bsc.Nursing Students has given opinion about strongly disagree and disagree to the structured syllabus to achieve the learning outcomes.

5. Table & figures no 5 reveals of the ability of the learning material ,out of 20 P.bsc.Nursing Students **11(55%)** P.bsc.Nursing Students were strongly agree remaining **5(25%)** P.bsc.Nursing Students were agree, **2(10%)** were undecided and **2(10%)** were disagree. No one P.bsc.Nursing Students has given opinion about strongly disagree about the availability of learning material.

6. Table & figures no 6 reveals of the use of innovative teaching methods ,out of 20 Students ,**6(30%)** P.bsc.Nursing Students were strongly agree, remaining **8(40%)** students were agree, **6(30%)** students were undecided. No one P.Bsc.Students has given strongly disagree and disagree opinion about the use of innovative teaching methods.

7. Table & figures no 7 reveals of the overall environment in the class was conducive to learning ,out of 20 PB.bsc students **12(60%)** students were strongly agree, remaining **6(30%)** students were agree, **1(5%)** were undecided **1(5%)** were disagree. No one PB.Bsc.Students given strongly disagree about the environment of class.

8. Table & figures no 8 reveals of the book prescribed /listed as reference material are relevant ,updated and appropriate, out of 20 PB.Bsc.Students, **10(50%)** students were strongly agree remaining **10(50%)** students were agree , No one PB.Bsc.Students given strongly disagree, disagree and undecided about the book prescribed /listed as reference material are relevant, updated and appropriate.

9. Table & figures no 9 reveals of did PB.Bsc.Students solved your queries /difficulties on time ,out of 20 PB.Bsc.Students, **09(45%)** students were strongly agree remaining **4(20%)** students were agree, **5(25%)** were undecided , **1(5%)** were disagree , **1(5%)** were strongly disagree about the did teacher solve queries on time.

10. Table & figures no 10 reveals of the could your teacher inspired or make your work hard for better result, out of 20 PB.Bsc. Students, **6(30%)** students were strongly agree, remaining **10(50%)** students were agree **2(10%)** were undecided, **1(5%)** were disagree, **1(5%)** were strongly disagree. No one student has given strongly disagree, disagree and undecided about the better result

M.sc.Nursing Students Feedback Report

Year 2021

1. Table & figures no 1 reveals of the course objectives are clear & reflected in a syllabus, topic intended to cover, out of 20 Msc.N Students, **08(40%)** students were agree, **5(05%)** students were strongly agree, **7(35%)** were undecided. No one Msc.N Students has given strongly disagree, disagree opinion about the syllabus.

2. Table & figures no 2 reveals of the course was well organized (eg, Teaching hours, content), out of 20 Msc.Nursing Students, **14(70%)** Students were agree remaining, **6(30%)** Students were strongly agree. No one Msc.N Students has given strongly disagree, disagree, undecided opinion about the course organization.

3. Table & figures no.3 reveals of the syllabus was based on coverage of modern /advance topics, good balance between theory and application, out of 20 MscN Students **11(55%)** strongly agree, **7(35%)** students were agree, **2(10%)** were undecided. No one Msc. Students given strongly disagree, disagree and undecided opinion about the good balance between theory and application.

4. Table & figures no 4 reveals of the syllabus was well structured to achieve the learning outcomes, out of 20 Msc.N Students **4(20%)** Msc.Nursing Students were strongly agree, **13(65%)** students were agree, **3(15%)** were undecided. No one Msc.N Students has given opinion about strongly disagree and disagree to the structured syllabus to achieve the learning outcomes.

5. Table & figures no 5 reveals of the ability of the learning material ,out of 20 Msc.N Students **8(40%)** Students were agree remaining **6(30%)** M.sc.Nursing Students were strongly agree,**5(25%)** students were undecided ,**1(15%)** were disagree. No one Msc.N.Students has given opinion about strongly disagree about the syllabus.

6. Table & figures no 6 reveals of the use of innovative teaching methods ,out of 20 Msc.NStudents ,**8(40%)** Students were strongly agree, remaining **7(35%)** students were agree, **3(15%)** students were undecided,**1(5%)** were disagree and **1(5%)** were strongly disagree about the use of innovative teaching methods.

7. Table & figures no 7 reveals of the overall environment in the class was conducive to learning ,out of 20 Msc.N students **11(55%)** students were strongly agree, remaining **7(35%)** students were agree,**1(5%)** were undecided **1(5%)** were strongly disagree. No one Msc.N Students given disagree about the syllabus.

8. Table & figures no 8 reveals of the book prescribed /listed as reference material are relevant ,updated and appropriate, out of 20 ,Msc.Nstudents **5(25%)**students were agree remaining ,**9(45%)** student were strongly agree , **5(45%)** were undecided,**1(5%)** were disagree . No one Msc.N Students given strongly disagree about the book prescribed /listed as reference material are relevant, updated and appropriate.

9. Table & figures no 9 reveals of did employers solved your queries /difficulties on time ,out of 20 Msc.Nstudents,**10(50%)**students were strongly agree, remaining **6(30%)**students were agree,**4(20%)** were undecided .No one Msc.N Students given strongly disagree & disagree about the did teacher solve queries on time.

10. Table & figures no 10 reveals of the could your teacher inspired or n.
work hard for better result, out of 18 Msc.N students, 12(66.67%) students w.
strongly agree, remaining 6(33.33%) students were agree, No one Msc.N
Students has given strongly disagree, undecided and disagree opinion about the
better result.



ATTESTED

**Principal
Gadavari College of Nursing
JALGAON**


Scoring of Feedback Form of Year 2021.

Knowledge score: -

- Poor score in the feedback form indicate the knowledge ranges about 00%.
- Average score of the feedback form indicate the knowledge range about (1-10%).
- Good score of the feedback form indicate the knowledge ranges about (9-90%)

Sr.no	Level of knowledge	Range of Score
1	Poor	1-16 (00%)
2	Average	17 -33 (10%)
3	Good	34 -50 (90%)

10. Table & figures no 10 reveals of the could your teacher inspired or make your work hard for better result, out of 18 Msc.N students, 12(66.67%) students were strongly agree, remaining 6(33.33%) students were agree, No one Msc.N Students has given strongly disagree, undecided and disagree opinion about the better result.


ATTESTED
Principal
Gadavari College of Nursing
JALGAON

Scoring of Feedback Form of Year 2021.

Knowledge score: -

- Poor score in the feedback form indicate the knowledge ranges about 00%.
- Average score of the feedback form indicate the knowledge range about (1-10%).
- Good score of the feedback form indicate the knowledge ranges about (9-90%)

Sr.no	Level of knowledge	Range of Score
1	Poor	1-16 (00%)
2	Average	17 -33 (10%)
3	Good	34 -50 (90%)