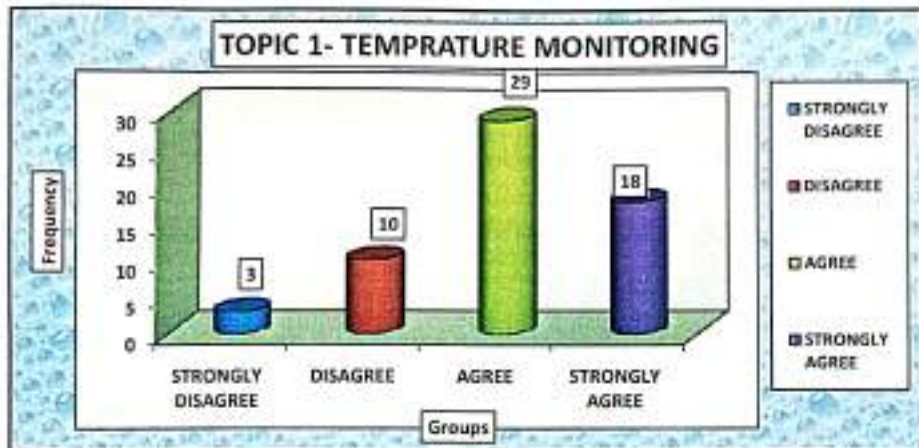
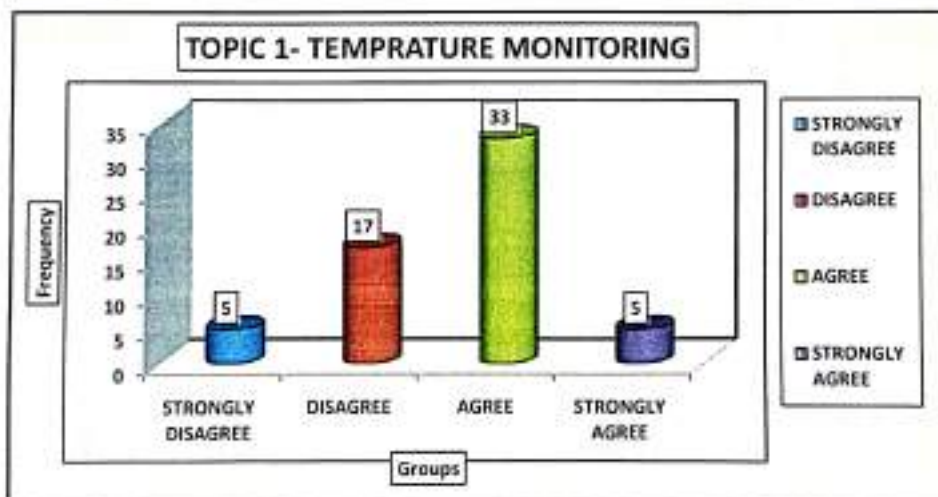


**STUDENT FEEDBACK**  
**ON**  
**NURSING**  
**FOUNDATION**  
**SIMULATION**  
**2023-24**

Que No.	Question	Groups	Frequency	Percentage
1	learning objectives had been explained in the beginning	STRONGLY DISAGREE	3	5.00
		DISAGREE	10	16.67
		AGREE	29	48.33
		STRONGLY AGREE	18	30.00



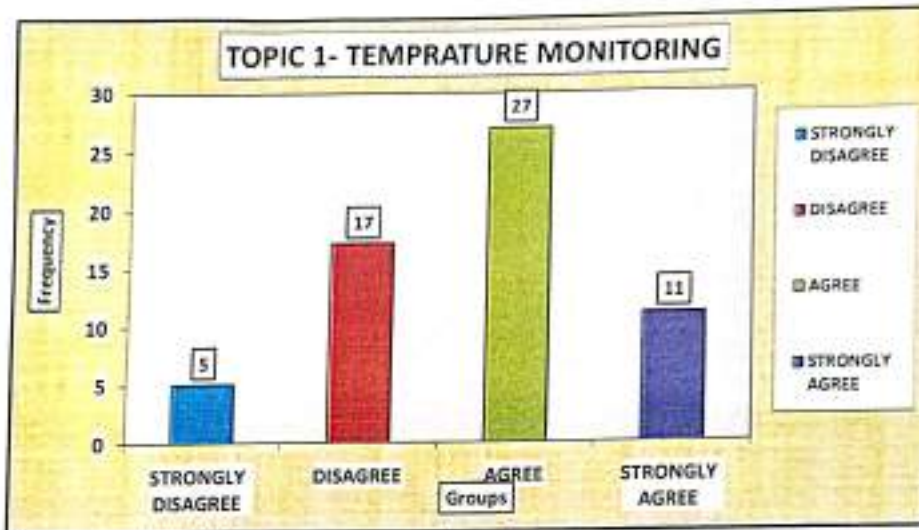
Que No.	Question	Groups	Frequency	Percentage
2	Instructions had been given clearly in the beginning	STRONGLY DISAGREE	5	8.33
		DISAGREE	17	28.33
		AGREE	33	55.00
		STRONGLY AGREE	5	8.33



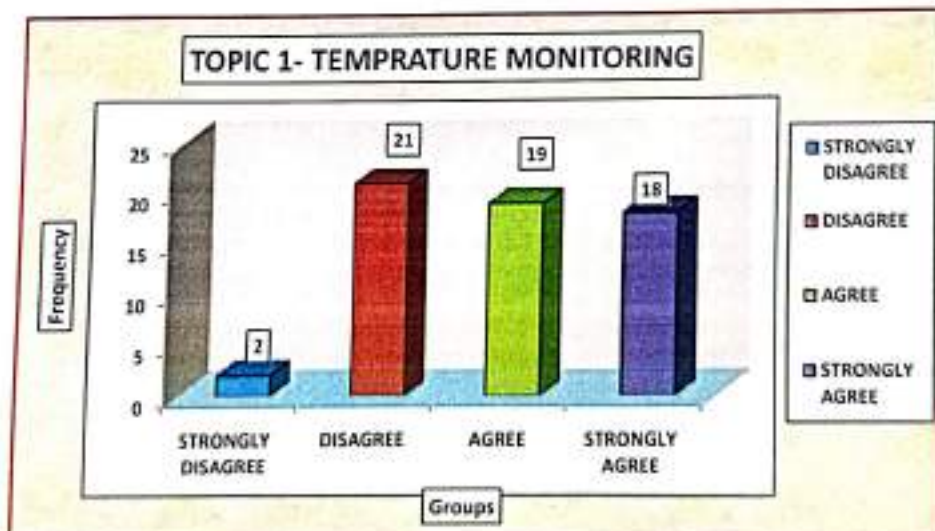
PRINCIPAL  
GODAVARI COLLEGE OF NURSING  
JALGAON

*more*  
STATISTICIAN  
Dept. of Community Medicine  
Dr. Ulhas Patil Medical College  
& Hospital, Jalgaon Kh

Que No.	Question	Groups	Frequency	Percentage
3	All Equipment were in working condition	STRONGLY DISAGREE	5	8.33
		DISAGREE	17	28.33
		AGREE	27	45.00
		STRONGLY AGREE	11	18.33



Que No.	Question	Groups	Frequency	Percentage
4	The laboratory manuals are available	STRONGLY DISAGREE	2	3.33
		DISAGREE	21	35.00
		AGREE	19	31.67
		STRONGLY AGREE	18	30.00

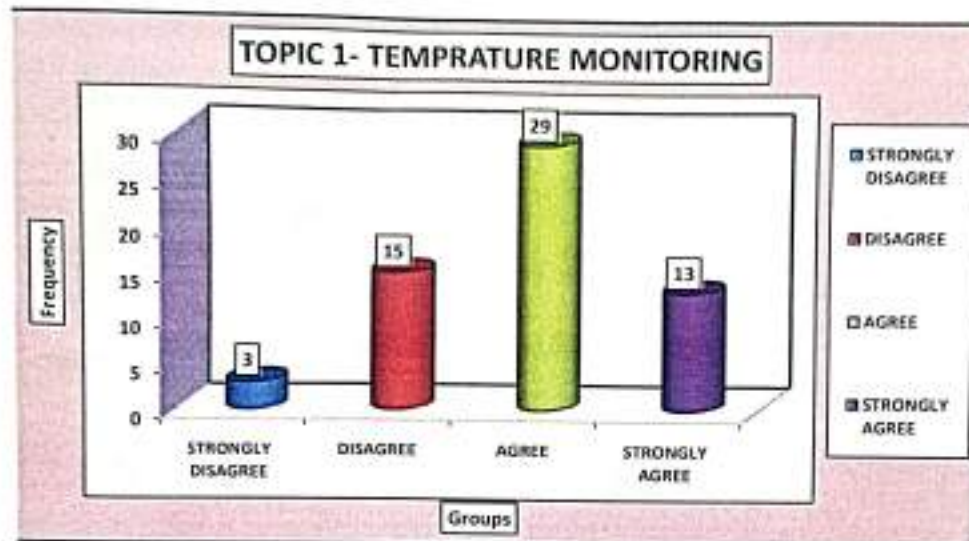


PRINCIPAL  
GODAVARI COLLEGE OF NURSING  
JALGAON

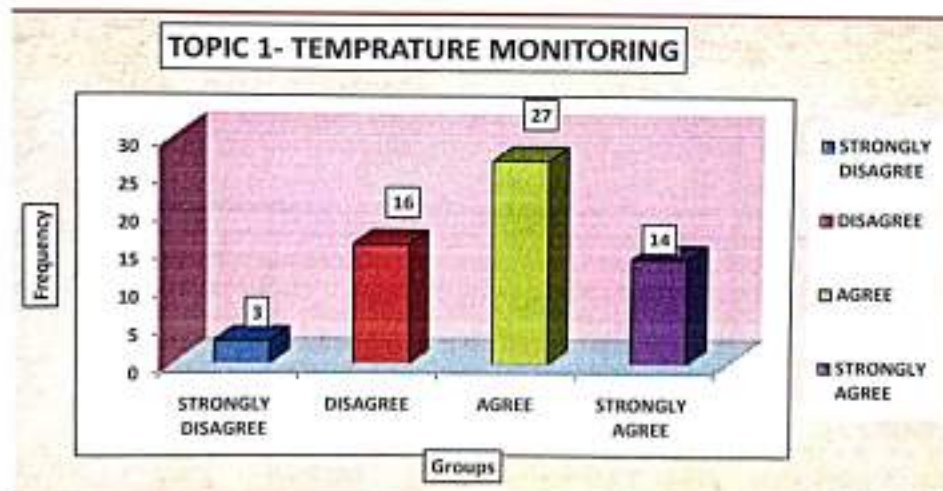
*Dr. Uthas Patil*  
STATISTICIAN  
Dept. of Statistics, Medicine  
Dr. Uthas Patil Medical College  
& Hospital, Jalgaon Kh



Que No.	Question	Groups	Frequency	Percentage
5	Content material was relevant	STRONGLY DISAGREE	3	5.00
		DISAGREE	15	25.00
		AGREE	29	48.33
		STRONGLY AGREE	13	21.67



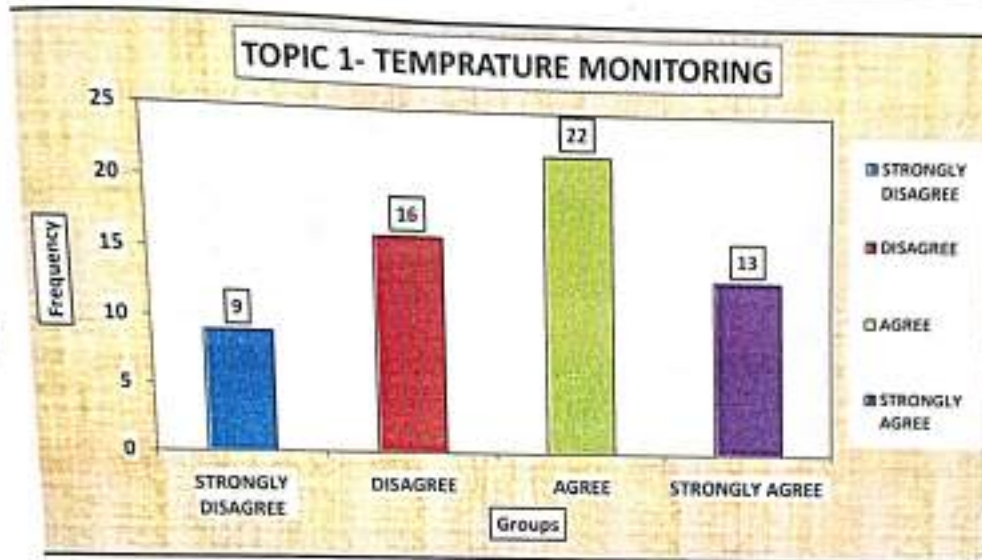
Que No.	Question	Groups	Frequency	Percentage
6	Scenario was appropriate	STRONGLY DISAGREE	3	5.00
		DISAGREE	16	26.67
		AGREE	27	45.00
		STRONGLY AGREE	14	23.33



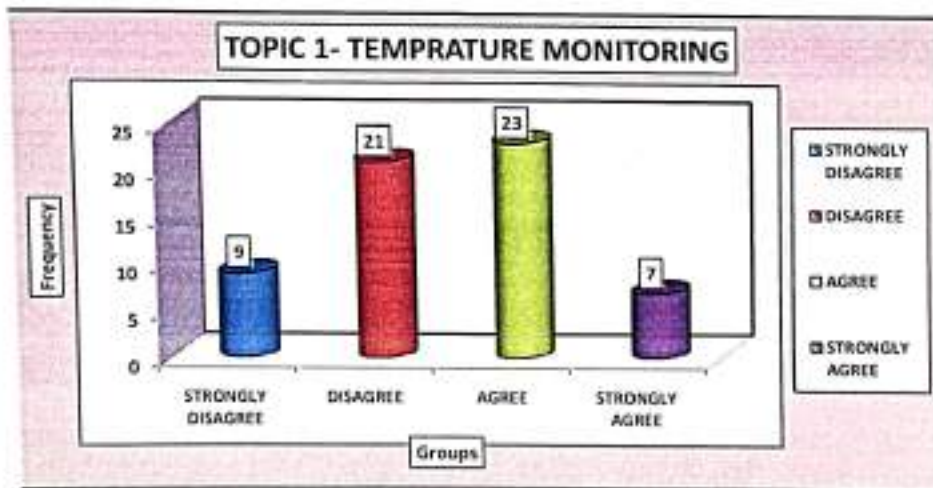
PRINCIPAL  
GODAVARI COLLEGE OF NURSING  
JALGAON

*Stat*  
STATISTICIAN  
Dr. Ulhas Patil Medical College  
& Hospital, Jalgaon Kh

Que No.	Question	Groups	Frequency	Percentage
7	It enhance my clinical skills	STRONGLY DISAGREE	9	15.00
		DISAGREE	16	26.67
		AGREE	22	36.67
		STRONGLY AGREE	13	21.67



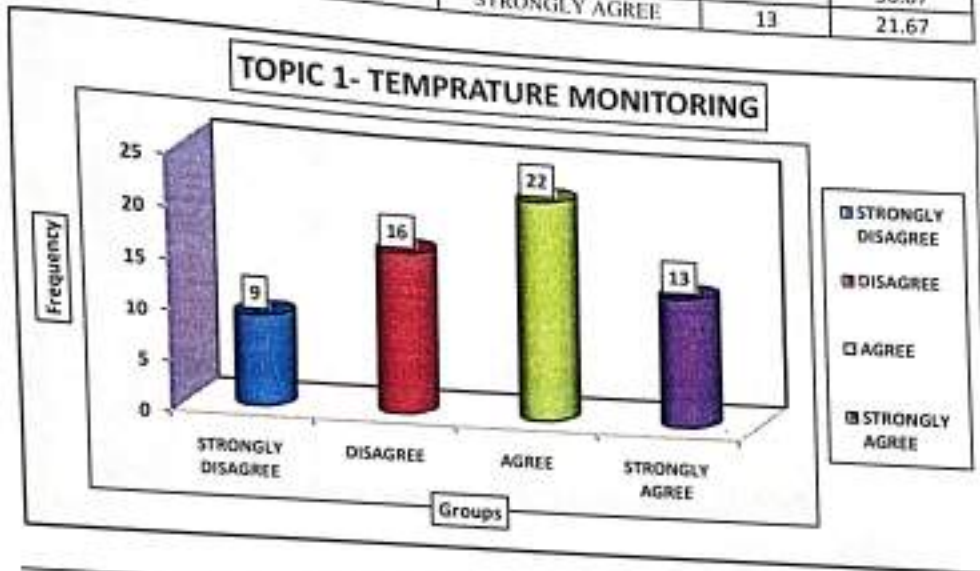
Que No.	Question	Groups	Frequency	Percentage
8	Adequete resources were available during the simulation.	STRONGLY DISAGREE	9	15.00
		DISAGREE	21	35.00
		AGREE	23	38.33
		STRONGLY AGREE	7	11.67



PRINCIPAL  
GODAVARI COLLEGE OF NURSING  
JALGAON

*mas*  
Sign of **STATISTICIAN**  
Dept. of Community Medicine  
Dr. Ulhas Patil Medical College  
& Hospital, Jalgaon Kh

Que No.	Question	Groups		
		Groups	Frequency	Percentage
9	Stated learning objectives have been achieved	STRONGLY DISAGREE	9	15.00
		DISAGREE	16	26.67
		AGREE	22	36.67
		STRONGLY AGREE	13	21.67



*Stat*

Sign of Statistician



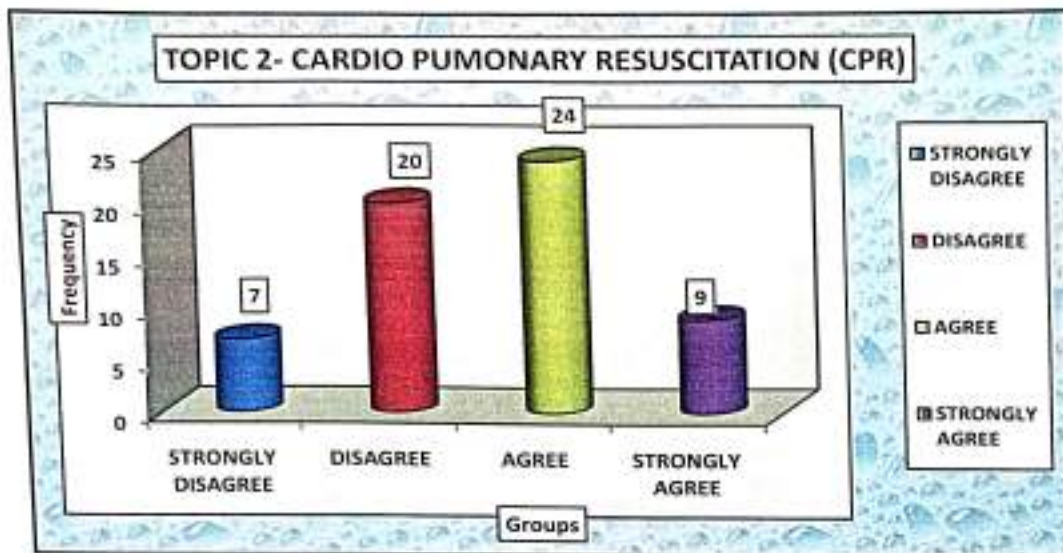
  
**STATISTICIAN**  
 Dept. of Community Medicine  
 Dr. Ulhas Patil Medical College  
 & Hospital, Jalgaon Kh

  
**PRINCIPAL**  
 GODAVARI COLLEGE OF NURSING  
 JALGAON

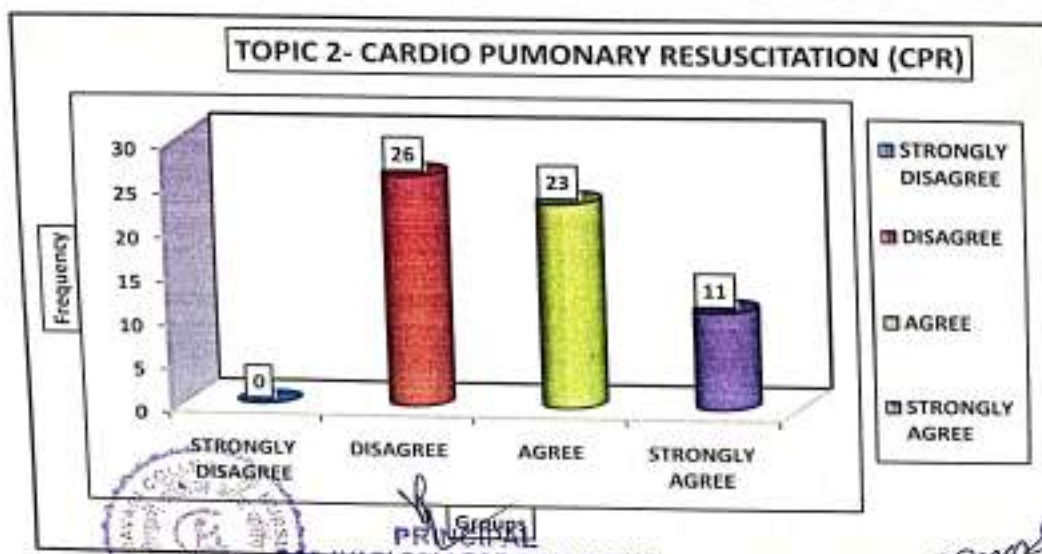


**STUDENT FEEDBACK**  
**ON**  
**ADULT HEALTH**  
**NURSING**  
**SIMULATION**  
**2023-24**

Que No.	Question	Groups	Frequency	Percentage
1	learning objectives had been explained in the beginning	STRONGLY DISAGREE	7	11.67
		DISAGREE	20	33.33
		AGREE	24	40.00
		STRONGLY AGREE	9	15.00



Que No.	Question	Groups	Frequency	Percentage
2	Instructions had been given clearly in the beginning	STRONGLY DISAGREE	0	0.00
		DISAGREE	26	43.33
		AGREE	23	38.33
		STRONGLY AGREE	11	18.33

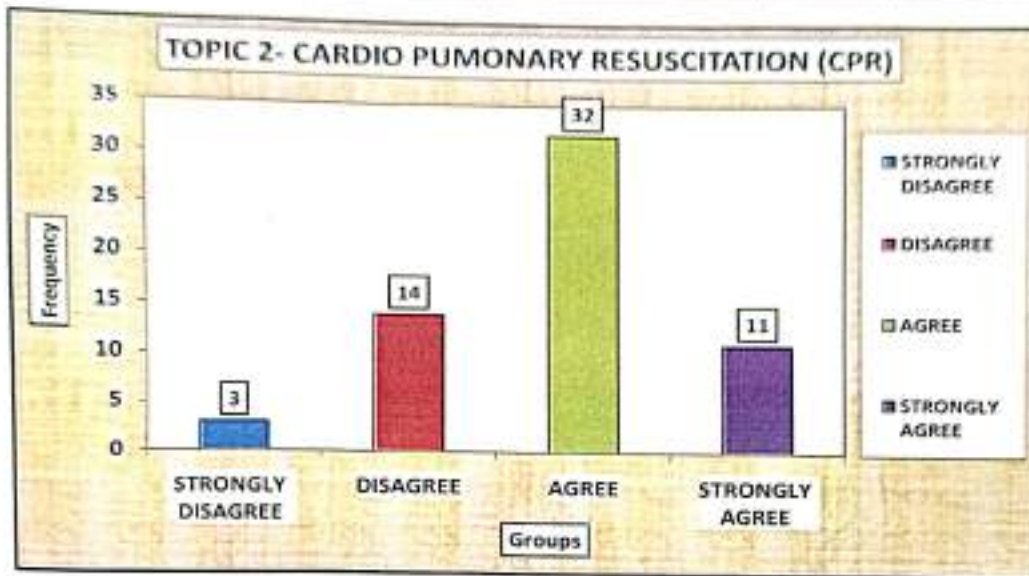


PRINCIPAL  
GODAVARI COLLEGE OF NURSING  
JALGAON

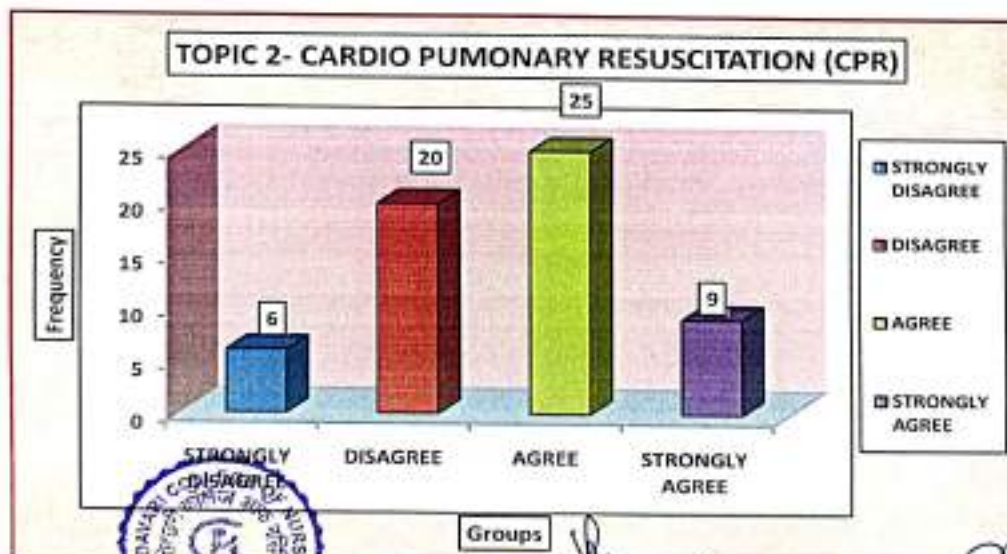
STATISTICIAN  
Dr. I. H. Patel  
Dr. I. H. Patel Medical College



3	All Equipment were in working condition	STRONGLY DISAGREE	3	5.00
		DISAGREE	14	23.33
		AGREE	32	53.33
		STRONGLY AGREE	11	18.33



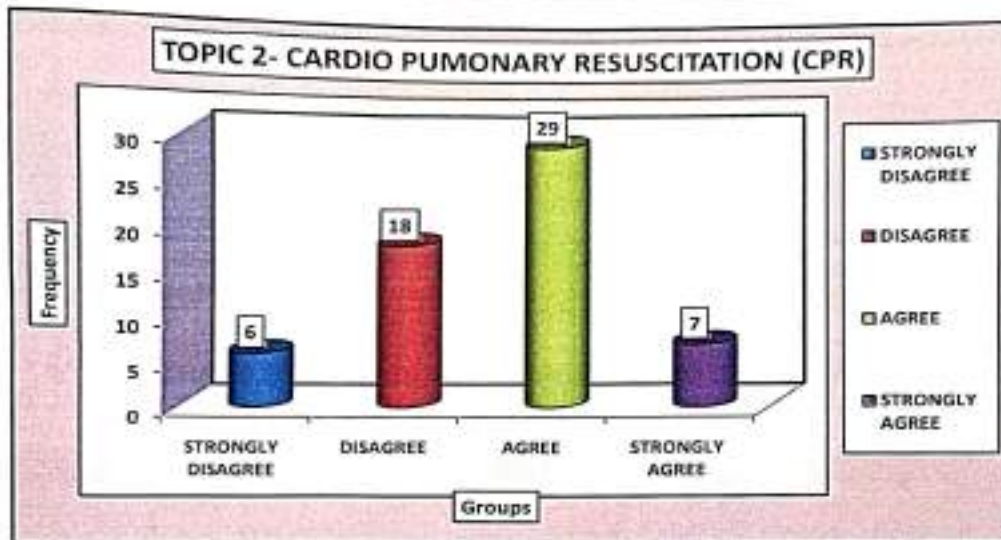
Que No.	Question	Groups	Frequency	Percentage
4	The laboratory manuals are available	STRONGLY DISAGREE	6	10.00
		DISAGREE	20	33.33
		AGREE	25	41.67
		STRONGLY AGREE	9	15.00



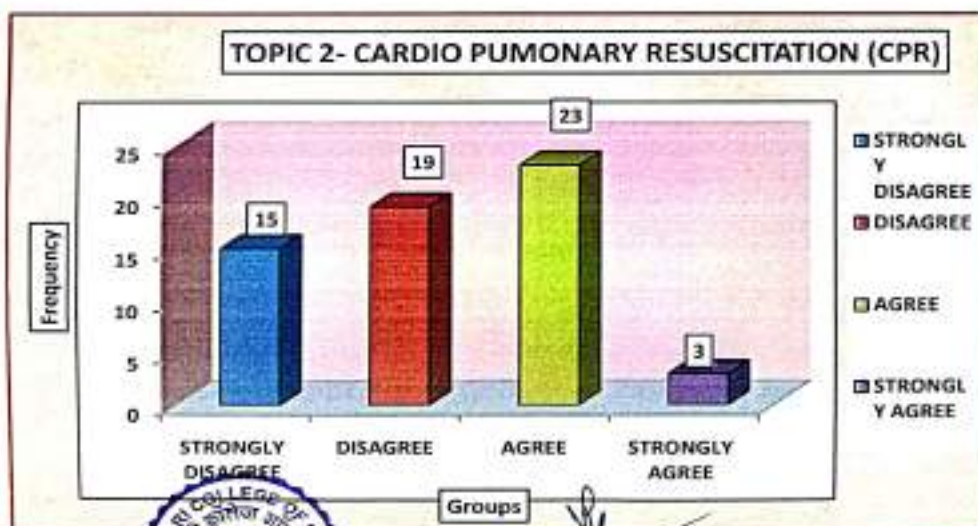
PRINCIPAL  
GODAVARI COLLEGE OF NURSING  
JALGAON

STATISTICIAN  
Dr. Ujjas Padi Medical College  
& Hospital, Jalgaon (K)

5	Content material was relevant	STRONGLY DISAGREE	6	10.00
		DISAGREE	18	30.00
		AGREE	29	48.33
		STRONGLY AGREE	7	11.67



Que No.	Question	Groups	Frequency	Percentage
6	Scenario was appropriate	STRONGLY DISAGREE	15	25.00
		DISAGREE	19	31.67
		AGREE	23	38.33
		STRONGLY AGREE	3	5.00

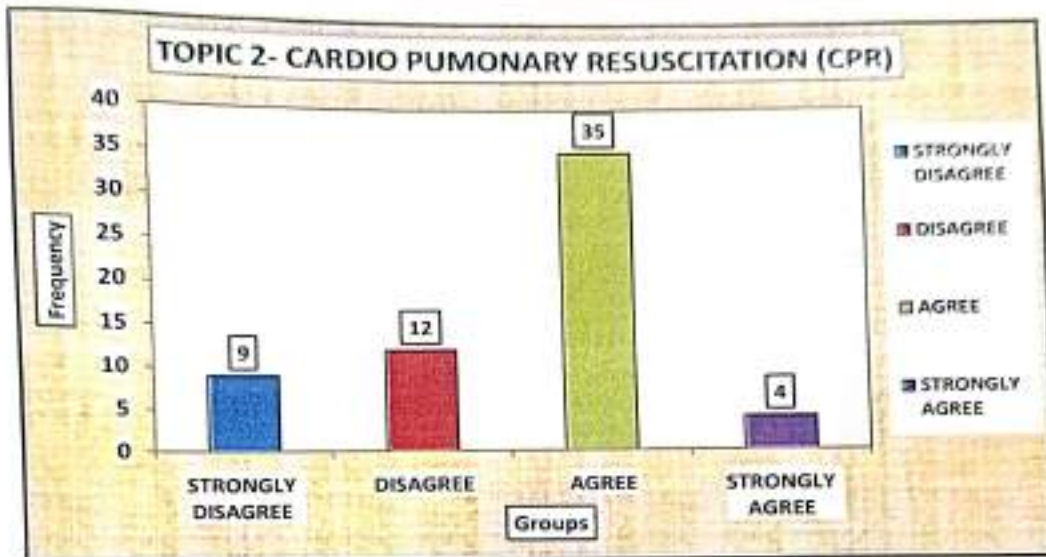


PRINCIPAL  
GODAVARI COLLEGE OF NURSING  
JALGAON

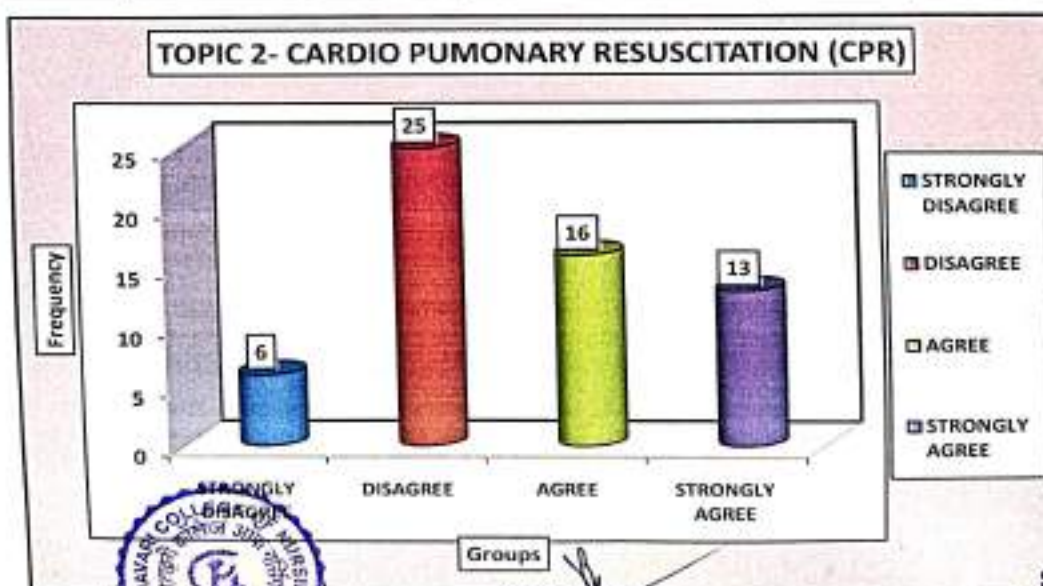
*Stat*  
STATISTICIAN  
Dr. Ulhas Patil Medical College  
& Hospital, Jalgaon Kh



7	It enhance my clinical skills	STRONGLY DISAGREE	9	15.00
		DISAGREE	12	20.00
		AGREE	35	58.33
		STRONGLY AGREE	4	6.67



Que No.	Question	Groups	Frequency	Percentage
8	Adequete resources were available during the simulation.	STRONGLY DISAGREE	6	10.00
		DISAGREE	25	41.67
		AGREE	16	26.67
		STRONGLY AGREE	13	21.67



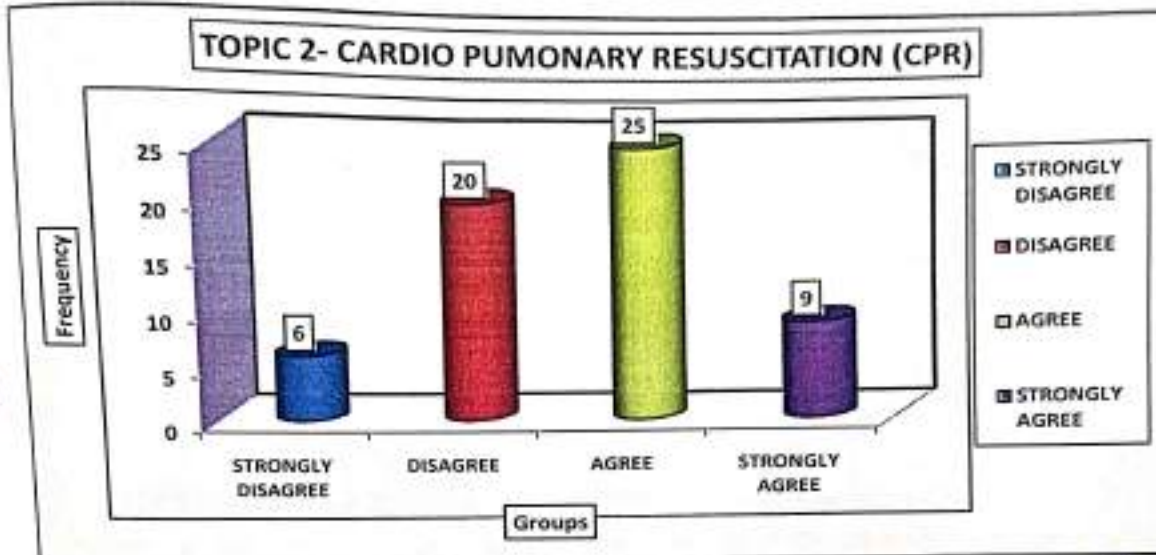
PRINCIPAL  
SONWARI COLLEGE OF NURSING  
JALGAON

*M. S. K.*  
STATISTICIAN  
Dept. of Community Medicine  
& Hospital, Jalgaon

sign of *M. S. K.*



Que No.	Question	Groups	Frequency	Percentage
9	Stated learning objectives have been achieved	STRONGLY DISAGREE	6	10.00
		DISAGREE	20	33.33
		AGREE	25	41.67
		STRONGLY AGREE	9	15.00



*[Signature]*  
Sign of statistician

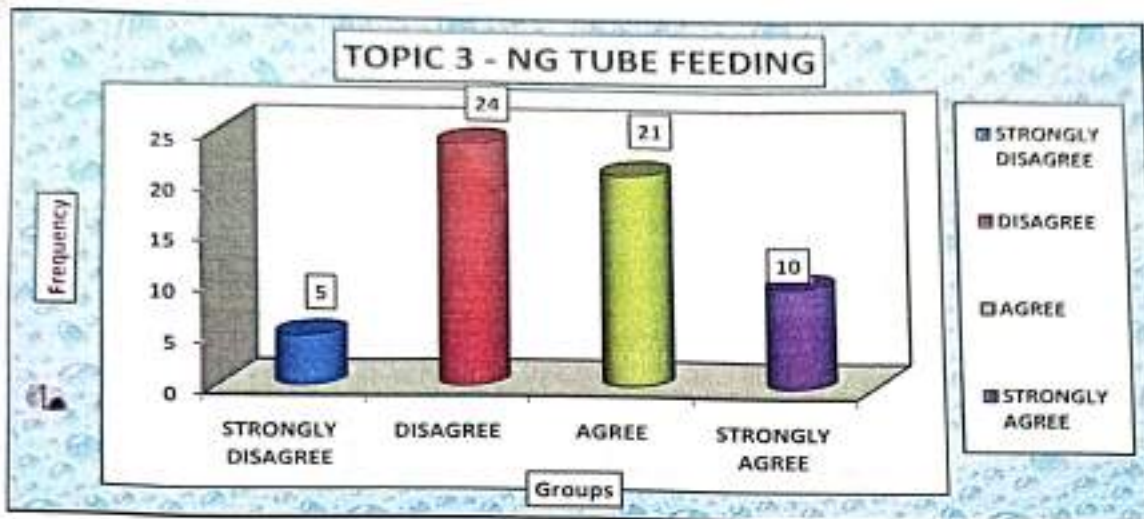


*[Signature]*  
**PRINCIPAL**  
GODAVARI COLLEGE OF NURSING  
JALGAON

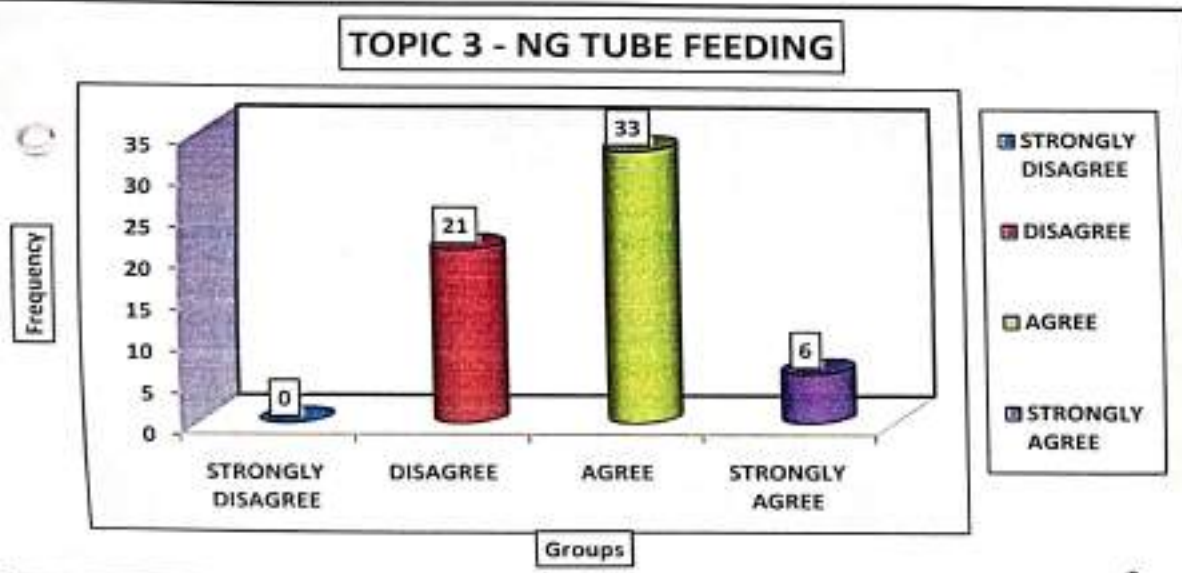
**STATISTICIAN**  
Dept. of Community Medicine  
Dr. Ulhas Patil Medical College  
& Hospital, Jalgaon Kh

**STUDENT FEEDBACK**  
**ON**  
**ADULT HEALTH**  
**NURSING**  
**SIMULATION**  
**2023-24**

Que No.	Question	Groups	Frequency	Percentage
1	learning objectives had been explained in the beginning	STRONGLY DISAGREE	5	8.33
		DISAGREE	24	40.00
		AGREE	21	35.00
		STRONGLY AGREE	10	16.67



Que No.	Question	Groups	Frequency	Percentage
2	Instructions had been given clearly in the beginning	STRONGLY DISAGREE	0	0.00
		DISAGREE	21	35.00
		AGREE	33	55.00
		STRONGLY AGREE	6	10.00



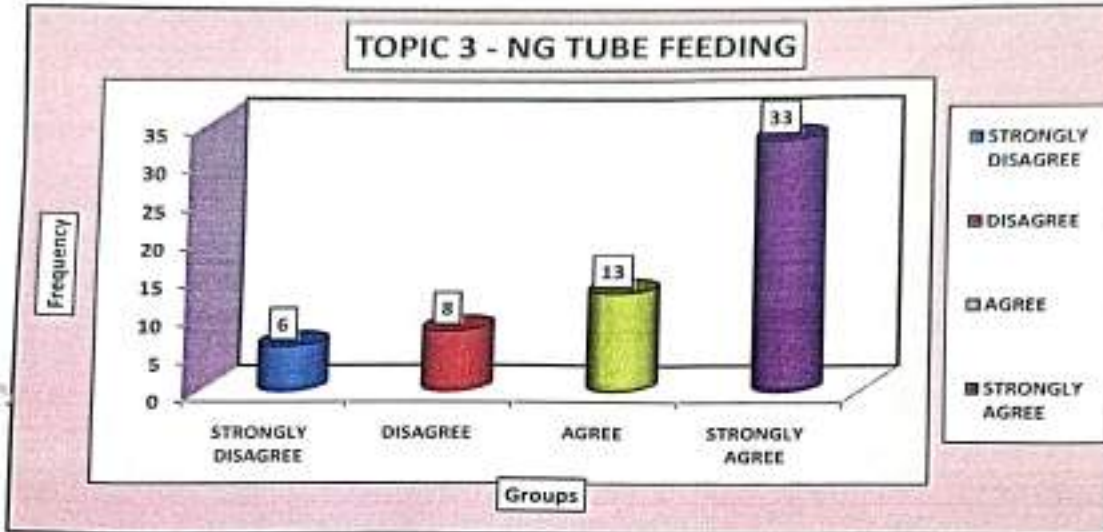
PRINCIPAL  
GODAVARI COLLEGE OF NURSING  
JALGAON

*Dr. Ulhas Patil*  
Sign of Statistician

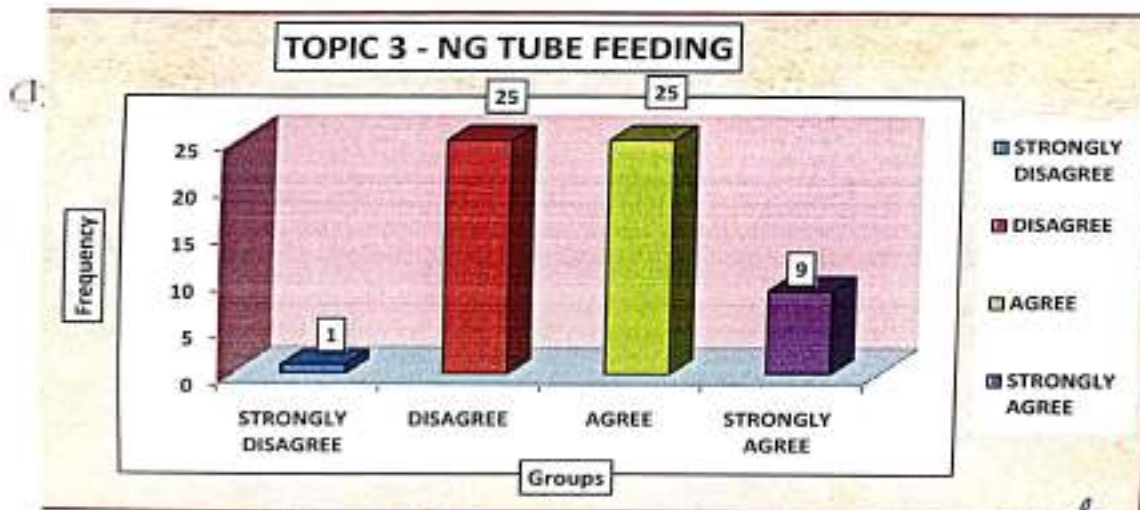
STATISTICIAN  
Dept. of Community Medicine  
Dr. Ulhas Patil Medical College  
& Hospital, Jalgaon Kh



Que No.	Question	Groups	Frequency	Percentage
5	Content material was relevant	STRONGLY DISAGREE	6	10.00
		DISAGREE	8	13.33
		AGREE	13	21.67
		STRONGLY AGREE	33	55.00



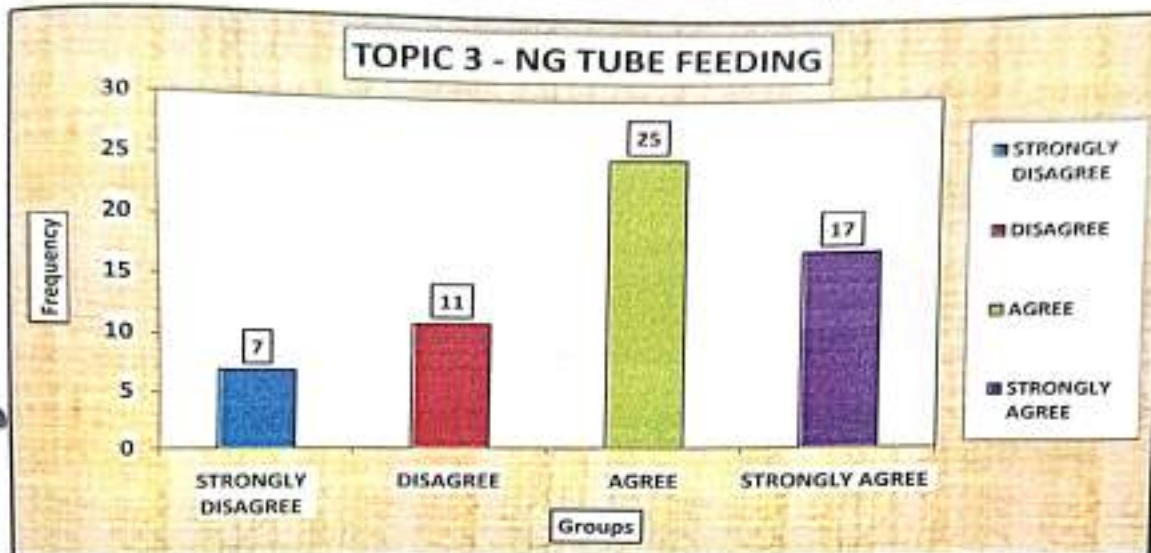
Que No.	Question	Groups	Frequency	Percentage
6	Scenario was appropriate	STRONGLY DISAGREE	1	1.67
		DISAGREE	25	41.67
		AGREE	25	41.67
		STRONGLY AGREE	9	15.00



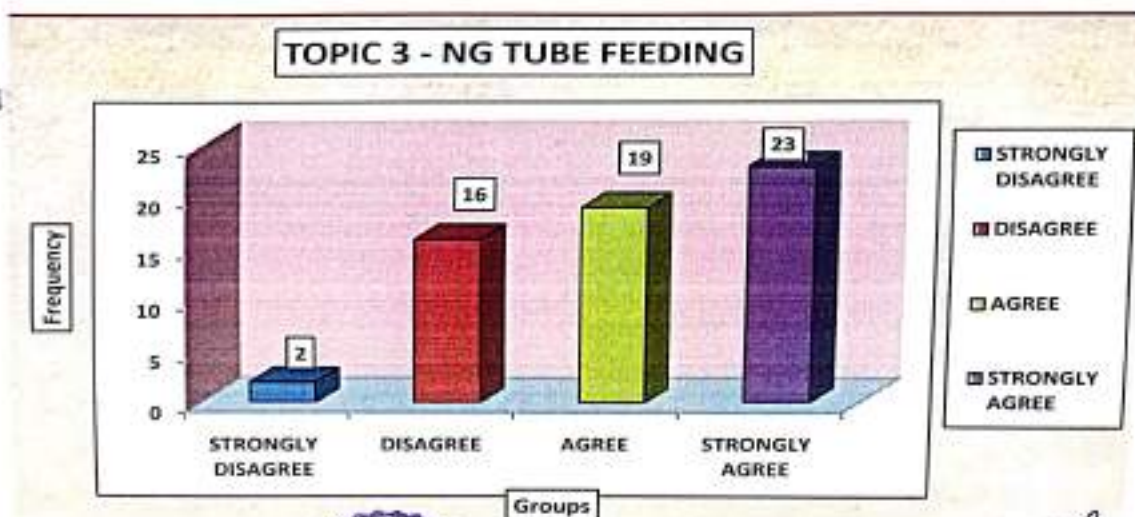
PRINCIPAL  
DAVAVARI COLLEGE OF NURSING  
JALGAON

STATISTICIAN  
Dr. Uthas Patil Medical College  
& Hospital, Jalgaon Kh

Que No.	Question	Groups	Frequency	Percentage
3	All Equipment were in working condition	STRONGLY DISAGREE	7	11.67
		DISAGREE	11	18.33
		AGREE	25	41.67
		STRONGLY AGREE	17	28.33




Que No.	Question	Groups	Frequency	Percentage
4	The laboratory manuals are available	STRONGLY DISAGREE	2	3.33
		DISAGREE	16	26.67
		AGREE	19	31.67
		STRONGLY AGREE	23	38.33



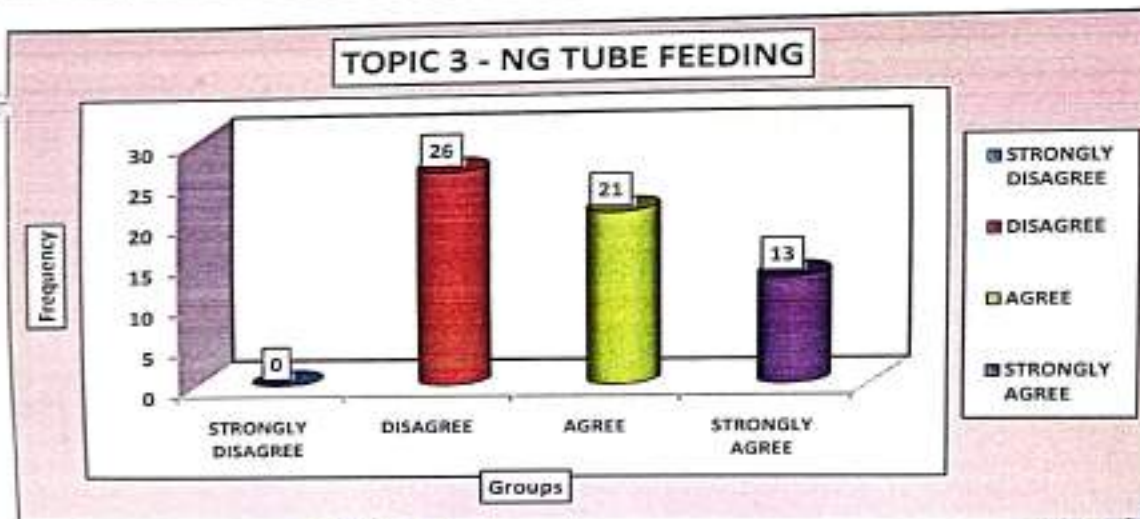
PRINCIPAL  
 GODAVARI COLLEGE OF NURSING, STATISTICAL  
 JALGAON  
 Department of Community Medicine  
 Dr. Umas Path Medical College  
 & Hospital Jalgaon 40



Que No.	Question	Groups	Frequency	Percentage
7	It enhance my clinical skills	STRONGLY DISAGREE	13	21.67
		DISAGREE	5	8.33
		AGREE	41	68.33
		STRONGLY AGREE	1	1.67



Que No.	Question	Groups	Frequency	Percentage
8	Adequate resources were available during the simulation.	STRONGLY DISAGREE	0	0.00
		DISAGREE	26	43.33
		AGREE	21	35.00
		STRONGLY AGREE	13	21.67

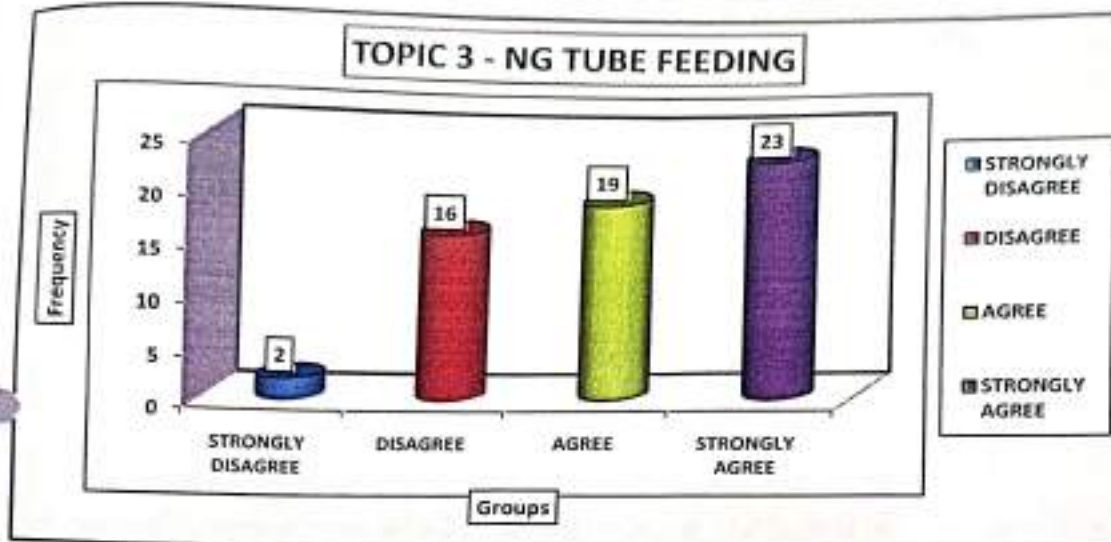


PRINCIPAL  
GODAVARI COLLEGE OF NURSING  
JALGAON

STATISTICIAN  
Dept. of Community Medicine  
Dr. Ushas Patil Medical College  
& Hospital, Jalgaon Kh



Que No.	Question	Groups	Frequency	Percentage
9	Stated learning objectives have been achieved	STRONGLY DISAGREE	2	3.33
		DISAGREE	16	26.67
		AGREE	19	31.67
		STRONGLY AGREE	23	38.33



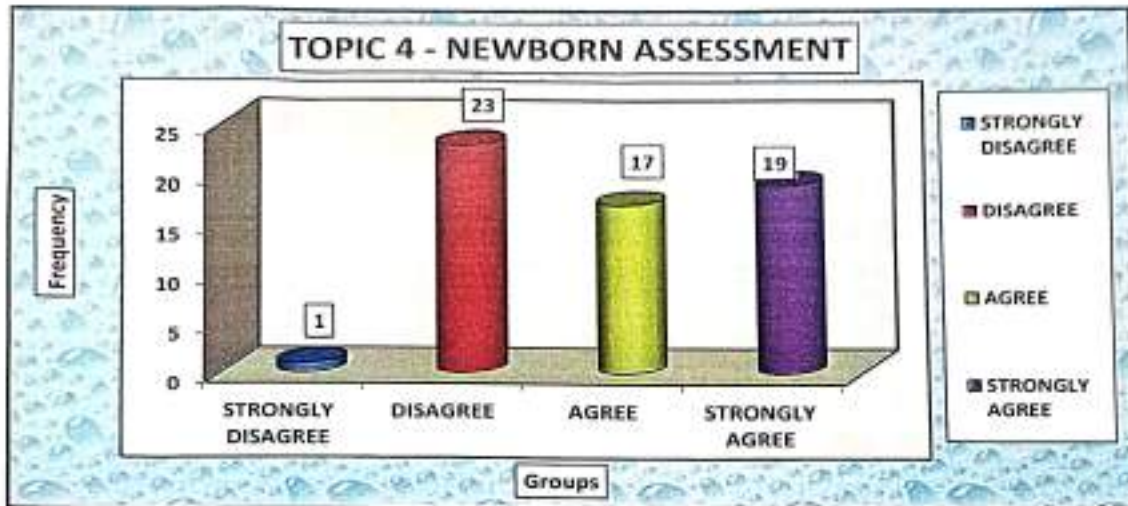
  
**PRINCIPAL**  
 GODAVARI COLLEGE OF NURSING  
 JALGAON

  
 sign of statistician

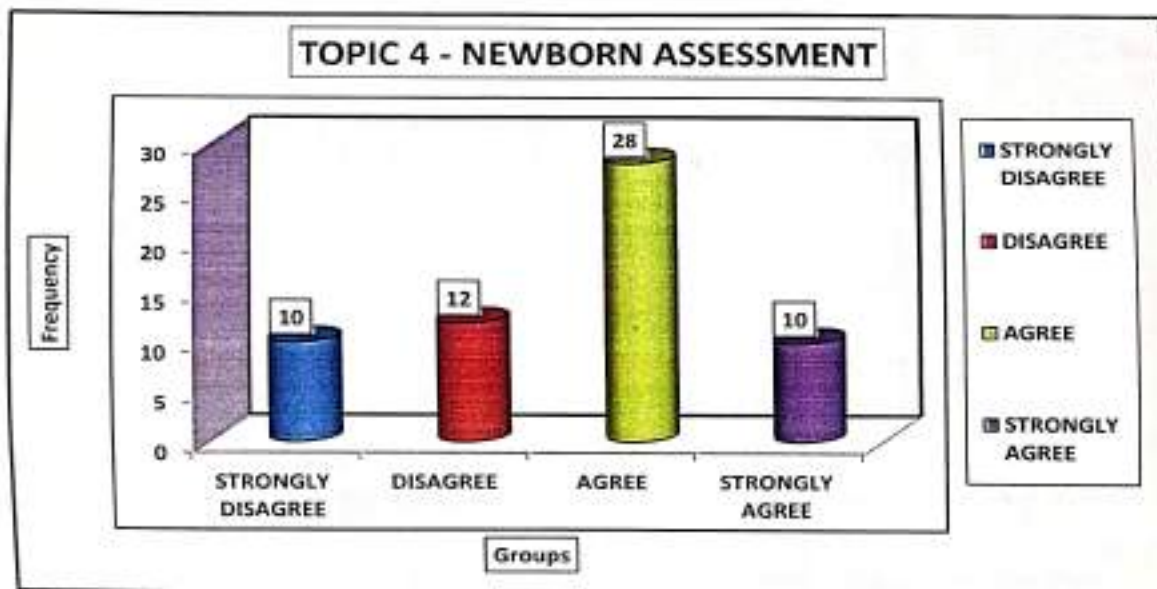
**STATISTICIAN**  
 Dept. of Community Medicine  
 Dr. Ulhas Patil Medical College  
 & Hospital, Jalgaon Kh

**STUDENT FEEDBACK**  
**ON**  
**CHILD HEALTH NURSING**  
**SIMULATION**  
**2023-24**

Que No.	Question	Groups	Frequency	Percentage
1	learning objectives had been explained in the beginning	STRONGLY DISAGREE	1	1.67
		DISAGREE	23	38.33
		AGREE	17	28.33
		STRONGLY AGREE	19	31.67



Que No.	Question	Groups	Frequency	Percentage
2	Instructions had been given clearly in the beginning	STRONGLY DISAGREE	10	16.67
		DISAGREE	12	20.00
		AGREE	28	46.67
		STRONGLY AGREE	10	16.67

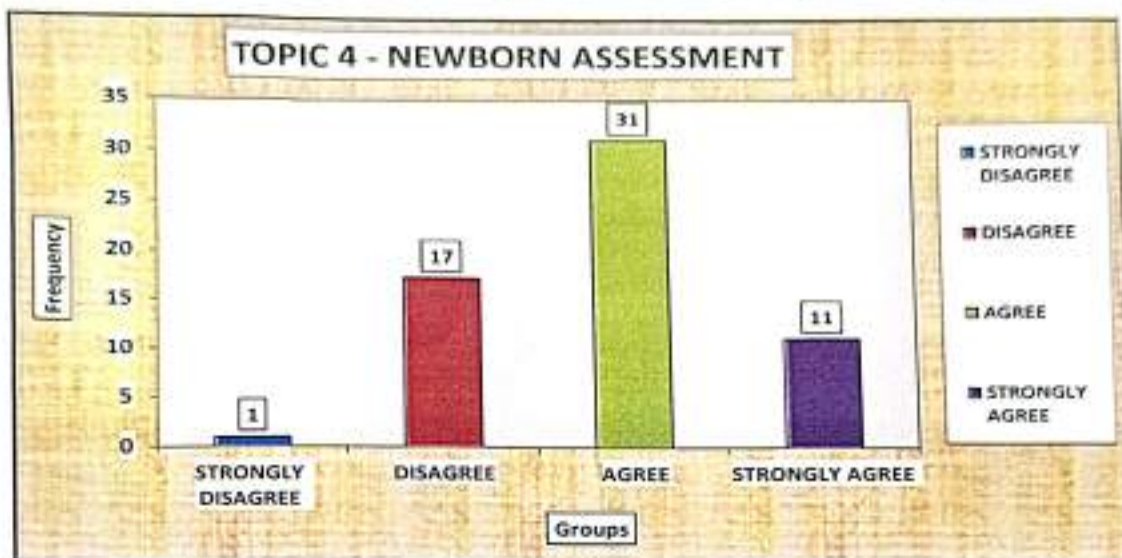


PRINCIPAL  
GODAVARI COLLEGE OF NURSING  
JALGAON

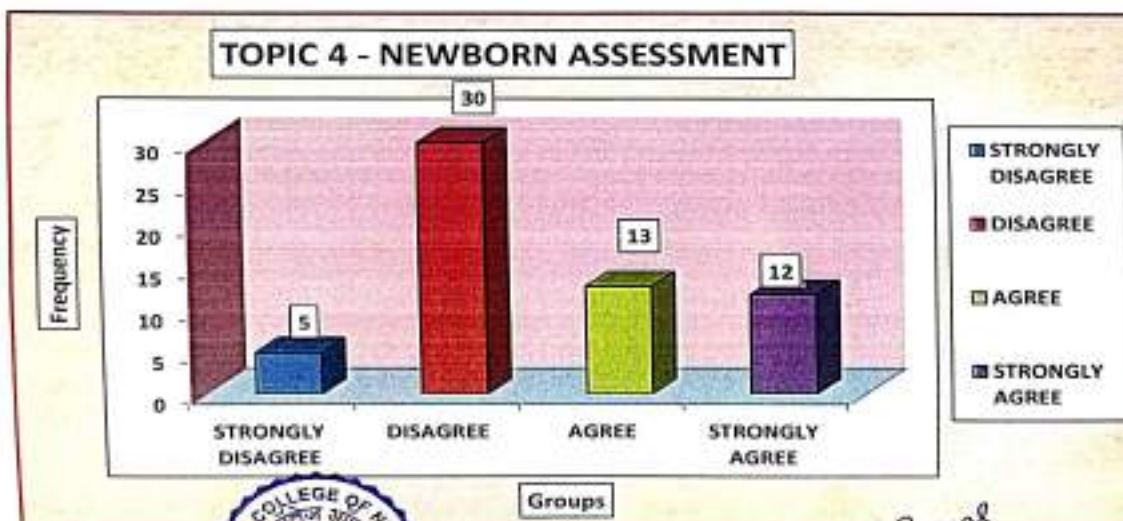
*Morse*  
STATISTICIAN  
Dept. of Community Medicine  
Dr. Ulhas Patil Medical College  
Jalgaon, Jalgaon Kh.



Que No.	Question	Groups	Frequency	Percentage
3	All Equipment were in working condition	STRONGLY DISAGREE	1	1.67
		DISAGREE	17	28.33
		AGREE	31	51.67
		STRONGLY AGREE	11	18.33



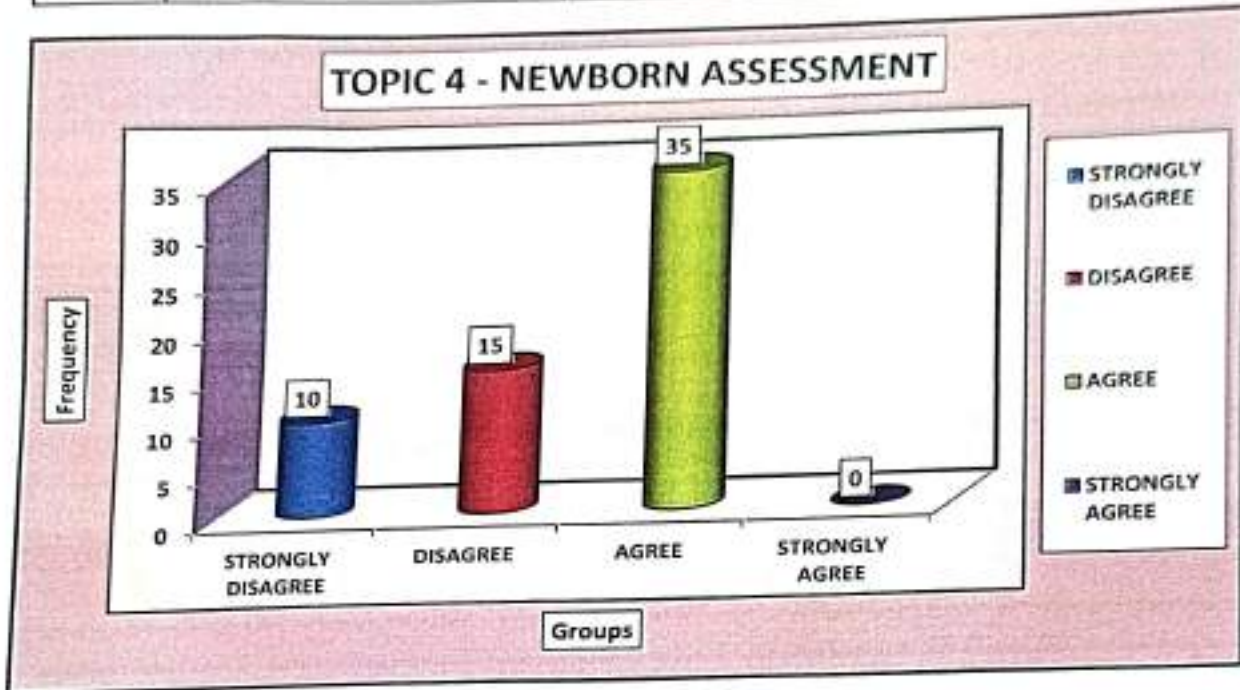
Que No.	Question	Groups	Frequency	Percentage
4	The laboratory manuals are available	STRONGLY DISAGREE	5	8.33
		DISAGREE	30	50.00
		AGREE	13	21.67
		STRONGLY AGREE	12	20.00



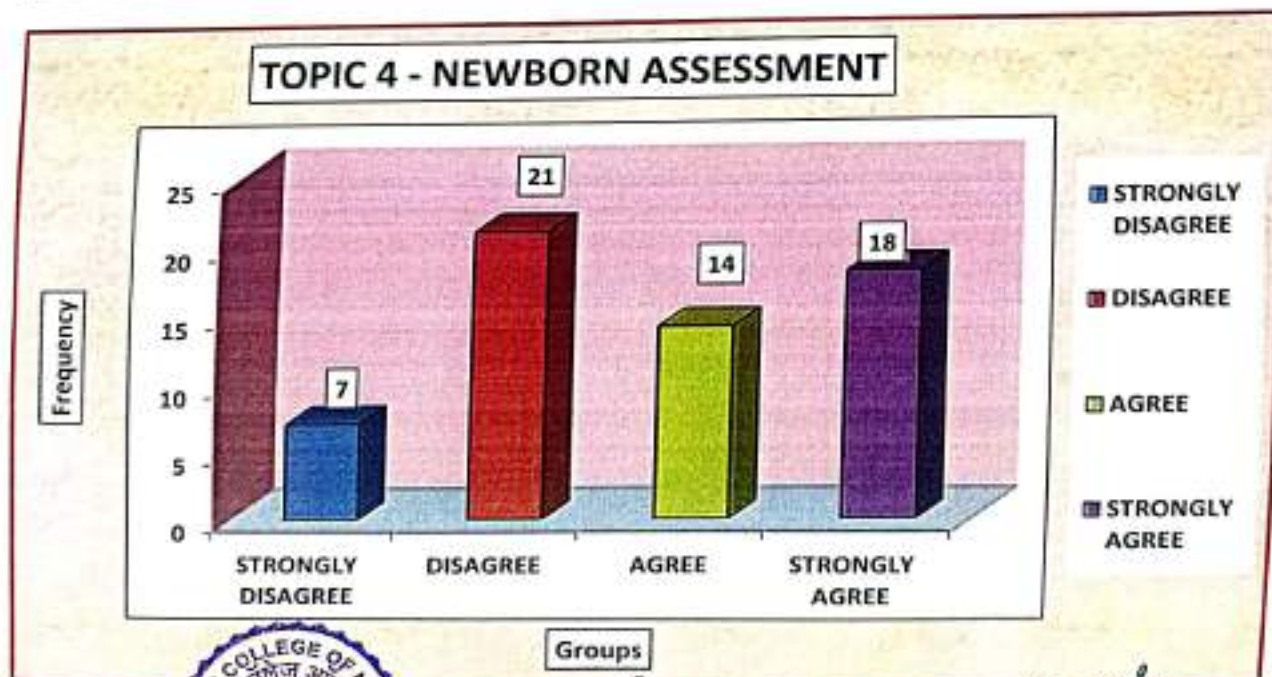
PRINCIPAL  
GODAVARI COLLEGE OF NURSING  
JALGAON


STATISTICIAN  
Dr. Ulhas Patil Medical College  
& Hospital, Jalgaon Kh


Que No.	Question	Groups	Frequency	Percentage
5	Content material was relevant	STRONGLY DISAGREE	10	16.67
		DISAGREE	15	25.00
		AGREE	35	58.33
		STRONGLY AGREE	0	0.00



Que No.	Question	Groups	Frequency	Percentage
6	Scenario was appropriate	STRONGLY DISAGREE	7	11.67
		DISAGREE	21	35.00
		AGREE	14	23.33
		STRONGLY AGREE	18	30.00

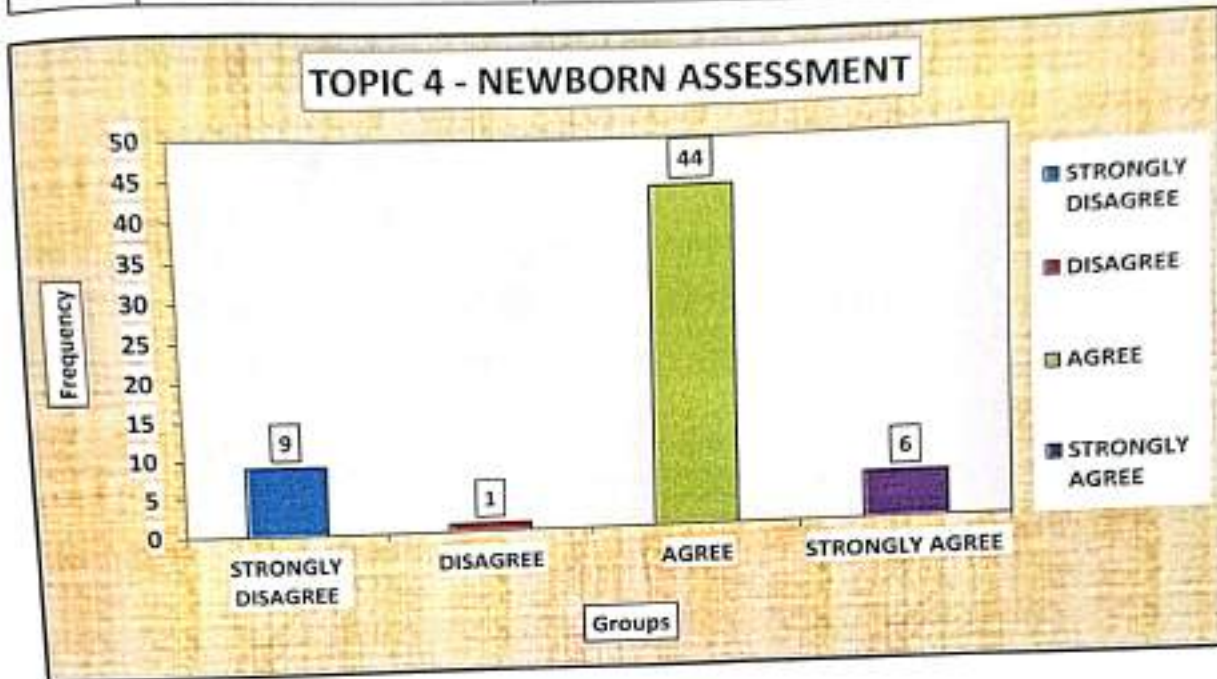


  
 PRINCIPAL  
 GODAVARI COLLEGE OF NURSING  
 JALGAON

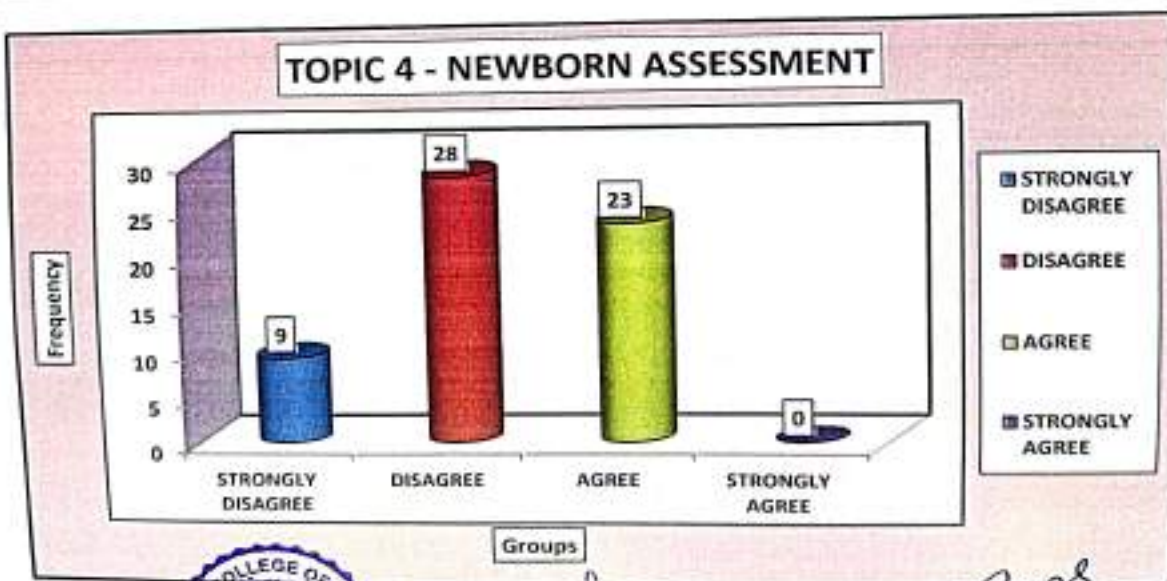
  
 STATISTICIAN  
 Dr. Ulhas Patil Medical College  
 Hospital, Jalgaon Kh





Que No.	Question	Groups	Frequency	Percentage
7	It enhance my clinical skills	STRONGLY DISAGREE	9	15.00
		DISAGREE	1	1.67
		AGREE	44	73.33
		STRONGLY AGREE	6	10.00



Que No.	Question	Groups	Frequency	Percentage
8	Adequete resources were available during the simulation.	STRONGLY DISAGREE	9	15.00
		DISAGREE	28	46.67
		AGREE	23	38.33
		STRONGLY AGREE	0	0.00



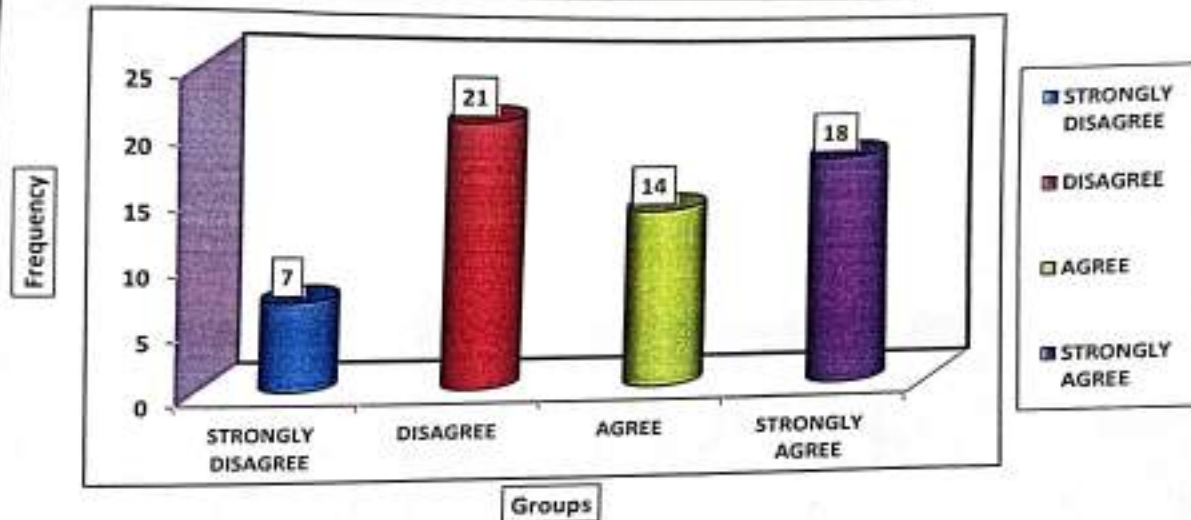
  
 PRINCIPAL  
 GODAVARI COLLEGE OF NURSING  
 JALGAON

  
 STATISTICIAN  
 Dr. Ulhas Patil Medical College  
 & Hospital, Jalgaon Kh



Que No.	Question	Groups	Frequency	Percentage
9	Stated learning objectives have been achieved	STRONGLY DISAGREE	7	11.67
		DISAGREE	21	35.00
		AGREE	14	23.33
		STRONGLY AGREE	18	30.00

### TOPIC 4 - NEWBORN ASSESSMENT




PRINCIPAL  
GODAVARI COLLEGE OF NURSING  
JALGAON

*[Signature]*  
Sign of Statistician

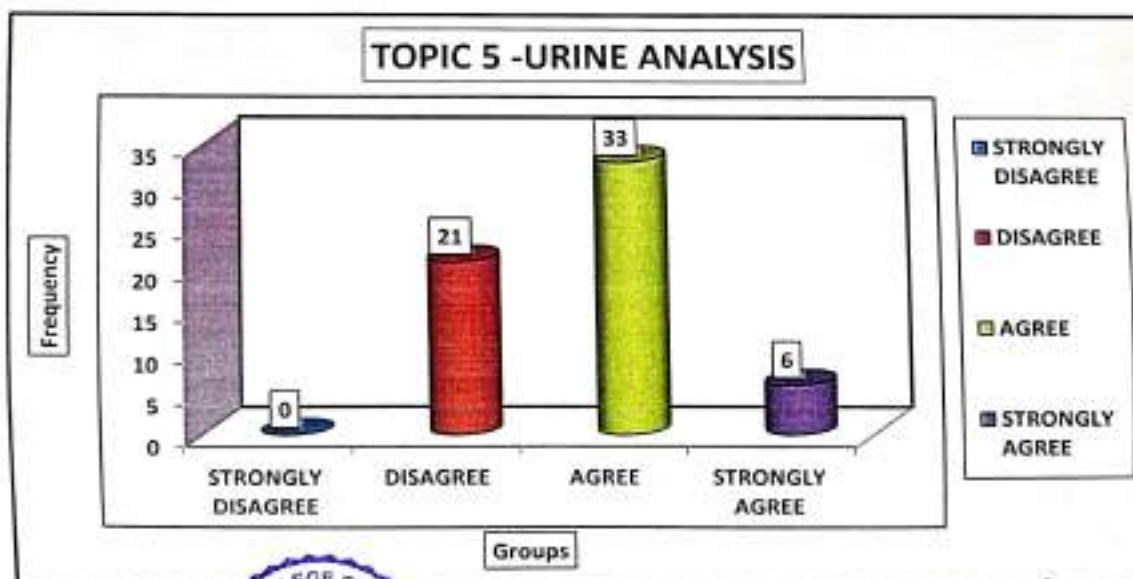
STATISTICIAN  
Dept. of Community Medicine  
Dr. Ulhas Patil Medical College  
& Hospital, Jalgaon Kh


**STUDENT FEEDBACK  
ON  
COMMUNITY HEALTH  
NURSING  
SIMULATION  
2023-24**

Que No.	Question	Groups	Frequency	Percentage
1	learning objectives had been explained in the beginning	STRONGLY DISAGREE	0	0.00
		DISAGREE	19	31.67
		AGREE	35	58.33
		STRONGLY AGREE	6	10.00



Que No.	Question	Groups	Frequency	Percentage
2	Instructions had been given clearly in the beginning	STRONGLY DISAGREE	0	0.00
		DISAGREE	21	35.00
		AGREE	33	55.00
		STRONGLY AGREE	6	10.00

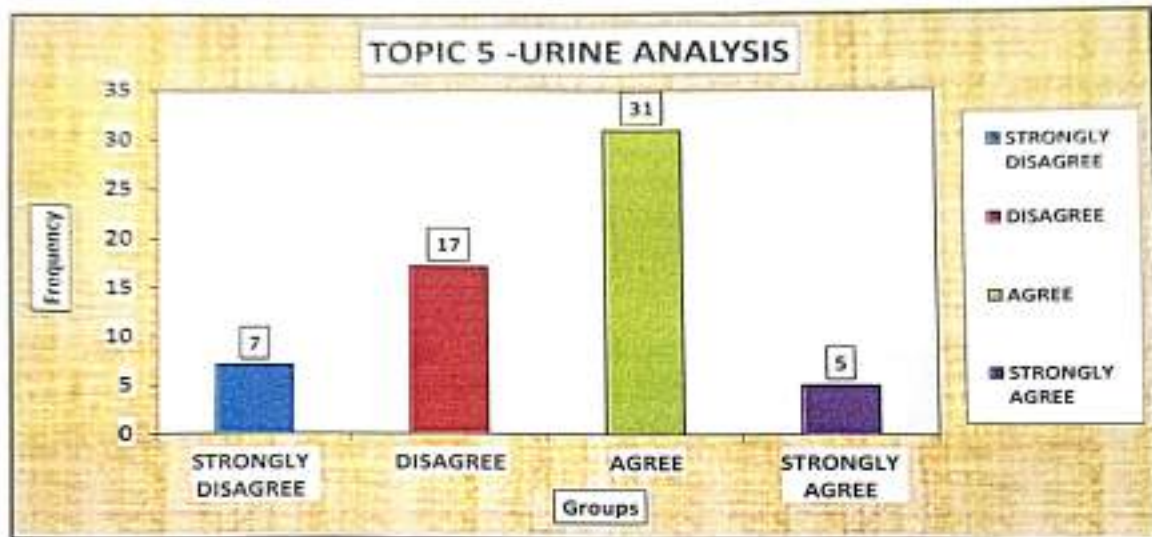


  
**PRINCIPAL**  
 DODAVARI COLLEGE OF NURSING  
 JALGAON

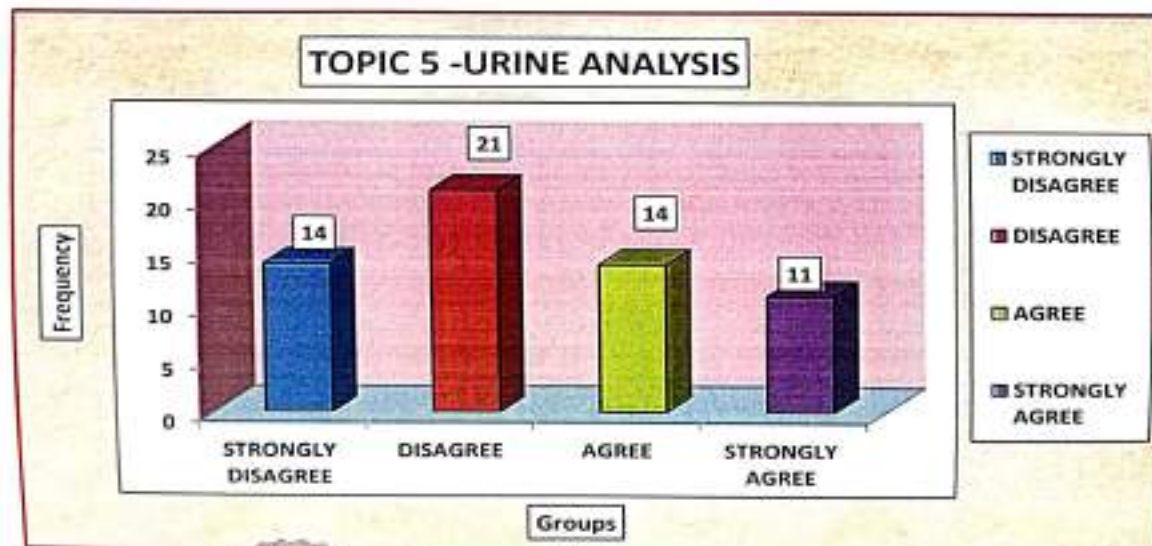
  
**STATISTICIAN**  
 Sign of Statistician  
 Dep. of Community Medicine  
 Dr. Ulhas Patil Medical College  
 & Hospital, Jalgaon Kh



Que No.	Question	Groups	Frequency	Percentage
3	All Equipment were in working condition	STRONGLY DISAGREE	7	11.67
		DISAGREE	17	28.33
		AGREE	31	51.67
		STRONGLY AGREE	5	8.33



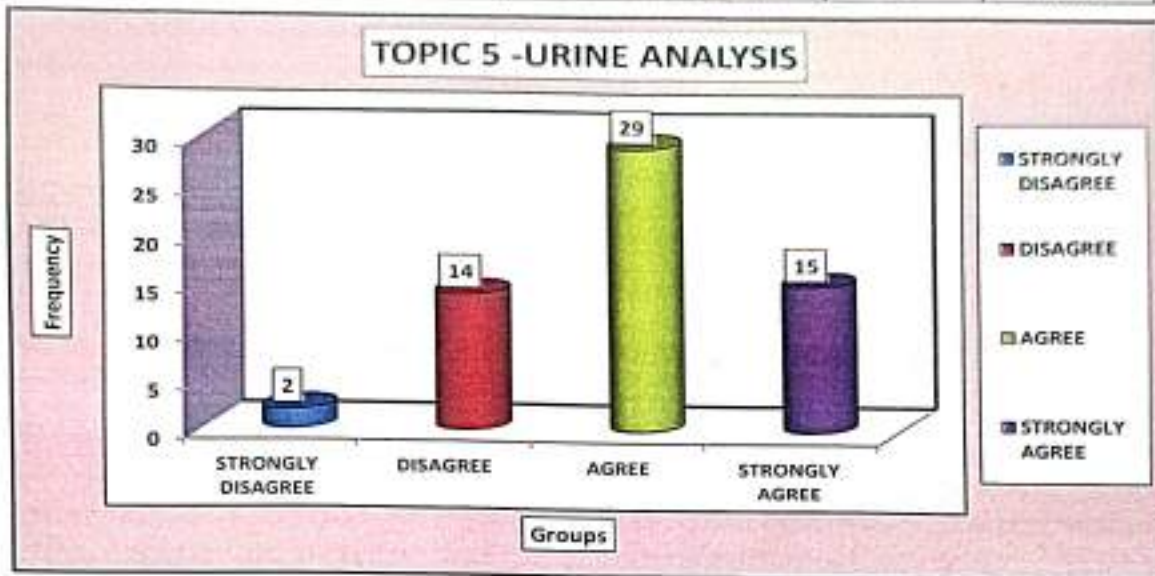
Que No.	Question	Groups	Frequency	Percentage
4	The laboratory manuals are available	STRONGLY DISAGREE	14	23.33
		DISAGREE	21	35.00
		AGREE	14	23.33
		STRONGLY AGREE	11	18.33



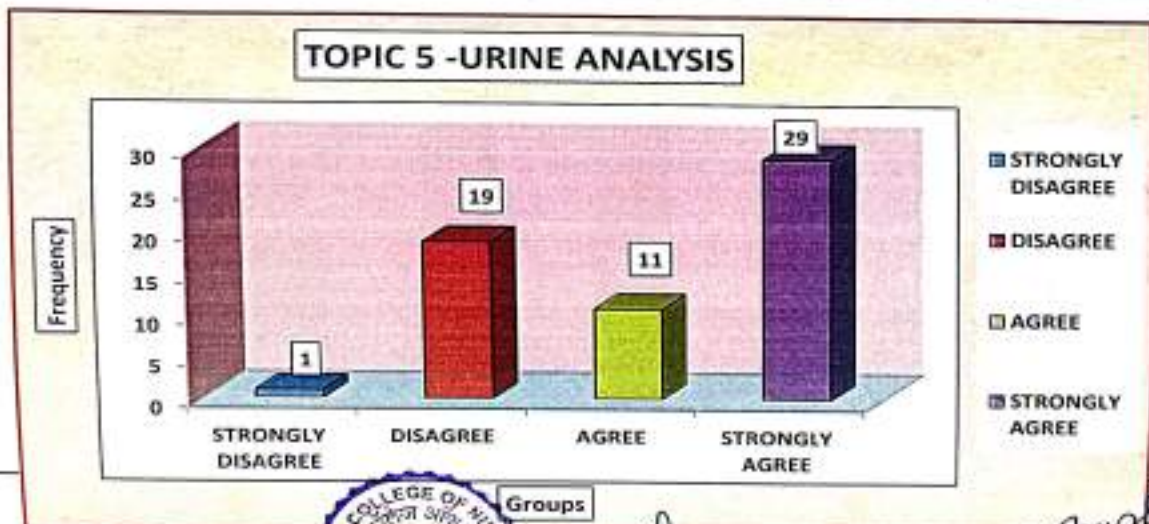
PRINCIPAL  
GODAVARI COLLEGE OF NURSING  
JALGAON

STATISTICIAN  
Dr. Uthas Patel  
Dept. of Community Medicine  
& Hospital, Jalgaon Kh

Que No.	Question	Groups	Frequency	Percentage
5	Content material was relevant	STRONGLY DISAGREE	2	3.33
		DISAGREE	14	23.33
		AGREE	29	48.33
		STRONGLY AGREE	15	25.00



Que No.	Question	Groups	Frequency	Percentage
6	Scenario was appropriate	STRONGLY DISAGREE	1	1.67
		DISAGREE	19	31.67
		AGREE	11	18.33
		STRONGLY AGREE	29	48.33

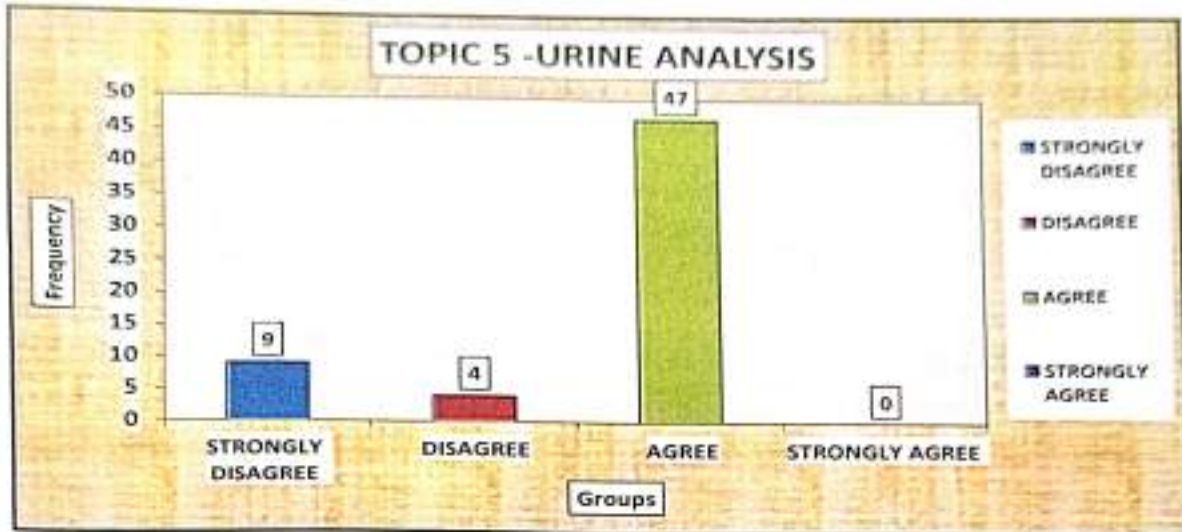


PRINCIPAL  
 MODAVARI COLLEGE OF NURSING  
 JALGAON

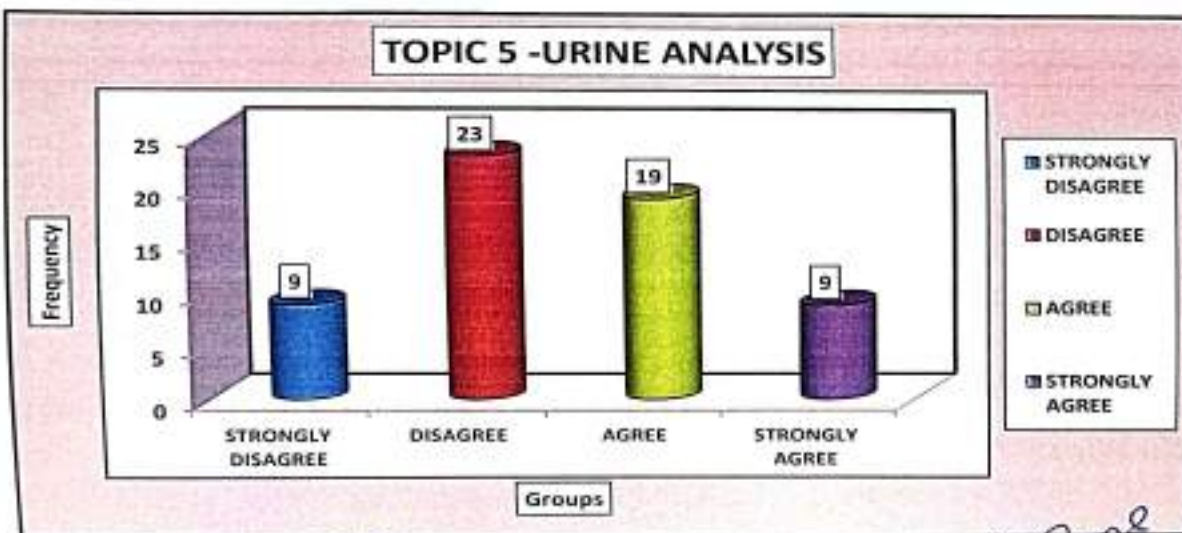
STATISTICIAN  
 Dept. of Community Medicine  
 Dr. Uthas Patil Medical College  
 & Hospital, Jalgaon Kh



Que No.	Question	Groups	Frequency	Percentage
7	It enhance my clinical skills	STRONGLY DISAGREE	9	15.00
		DISAGREE	4	6.67
		AGREE	47	78.33
		STRONGLY AGREE	0	0.00



Que No.	Question	Groups	Frequency	Percentage
8	Adequate resources were available during the simulation.	STRONGLY DISAGREE	9	15.00
		DISAGREE	23	38.33
		AGREE	19	31.67
		STRONGLY AGREE	9	15.00

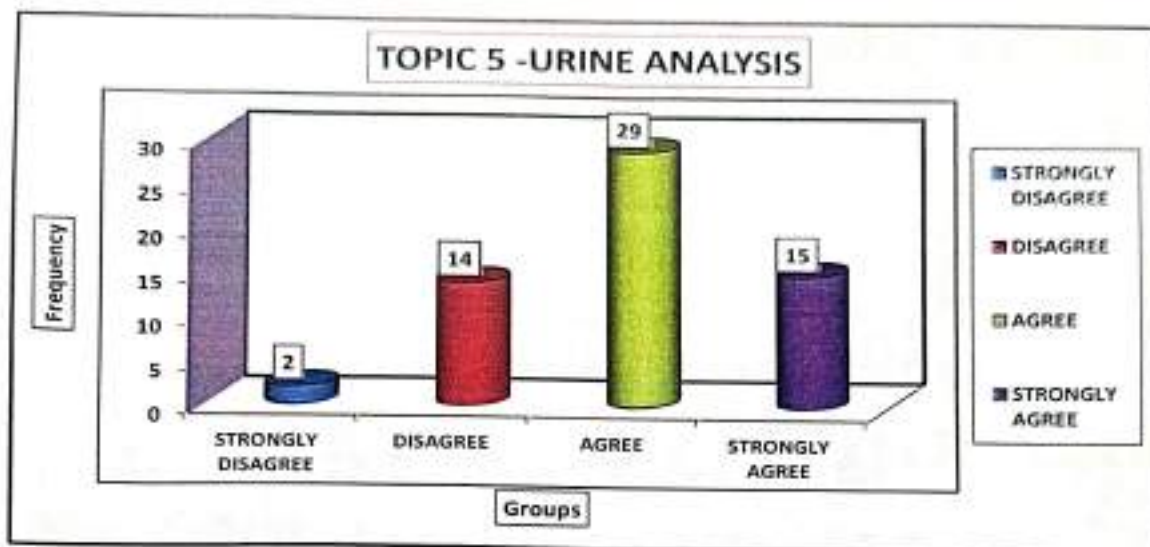


PRINCIPAL  
GODAVARI COLLEGE OF NURSING  
JALGAON

Sign of STATISTICIAN  
Dr. Uthas Patil Medical College  
& Hospital, Jalgaon Kh



Que No.	Question	Groups	Frequency	Percentage
9	Stated learning objectives have been achieved	STRONGLY DISAGREE	2	3.33
		DISAGREE	14	23.33
		AGREE	29	48.33
		STRONGLY AGREE	15	25.00



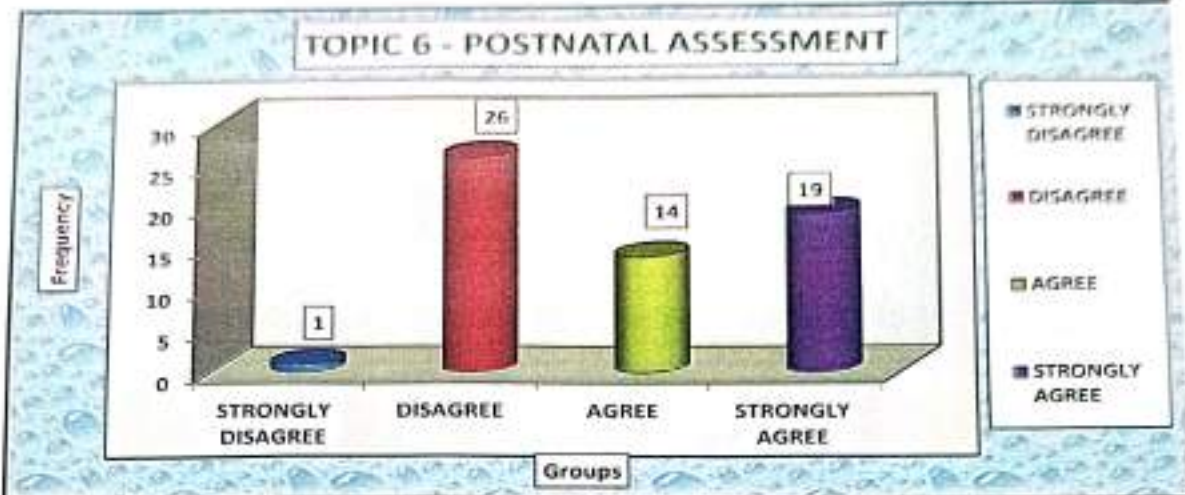
**PRINCIPAL**  
 GODAVARI COLLEGE OF NURSING  
 JALGAON

*J. Patil*  
 sign of statistician

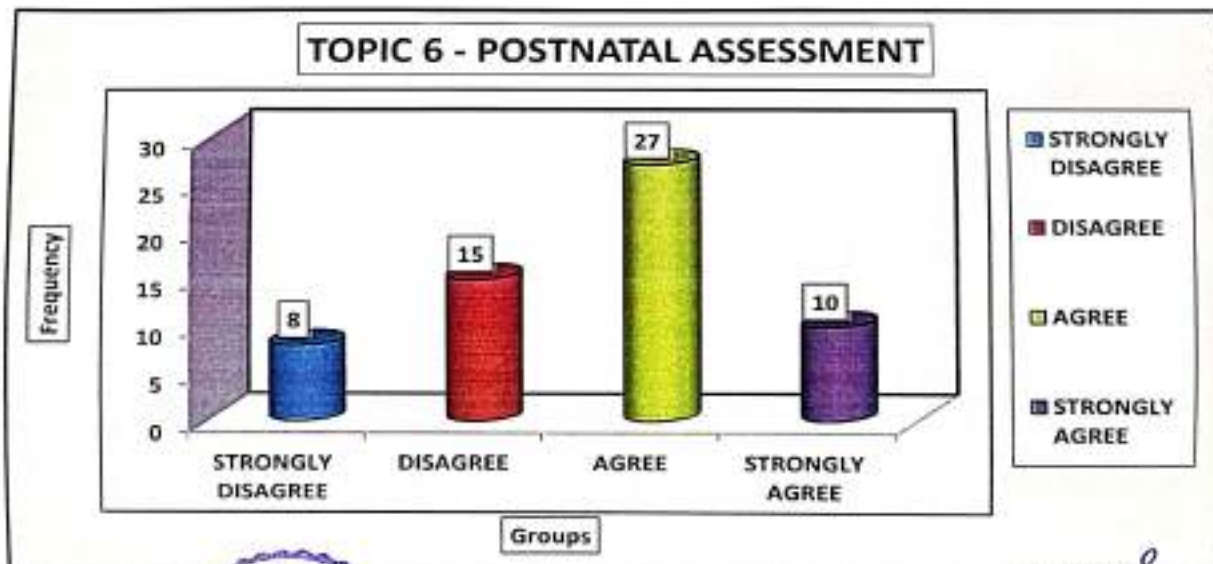
**STATISTICIAN**  
 Dept. of Community Medicine  
 Dr. Ulhas Patil Medical College  
 & Hospital, Jalgaon Kh

**STUDENT FEEDBACK**  
**ON**  
**OBSTETRIC AND**  
**GYNAECOLOGY NURSING**  
**SIMULATION**  
**2023-24**

Que No.	Question	Groups	Frequency	Percentage
1	learning objectives had been explained in the beginning	STRONGLY DISAGREE	1	1.67
		DISAGREE	26	43.33
		AGREE	14	23.33
		STRONGLY AGREE	19	31.67



Que No.	Question	Groups	Frequency	Percentage
2	Instructions had been given clearly in the beginning	STRONGLY DISAGREE	8	13.33
		DISAGREE	15	25.00
		AGREE	27	45.00
		STRONGLY AGREE	10	16.67

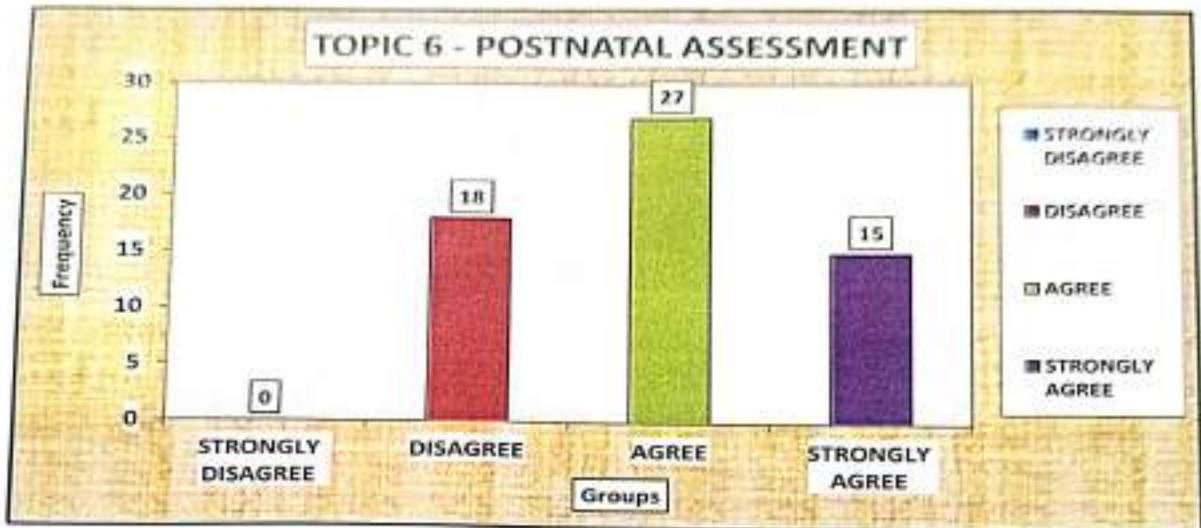


PRINCIPAL  
GODAVARI COLLEGE OF NURSING  
JALGAON

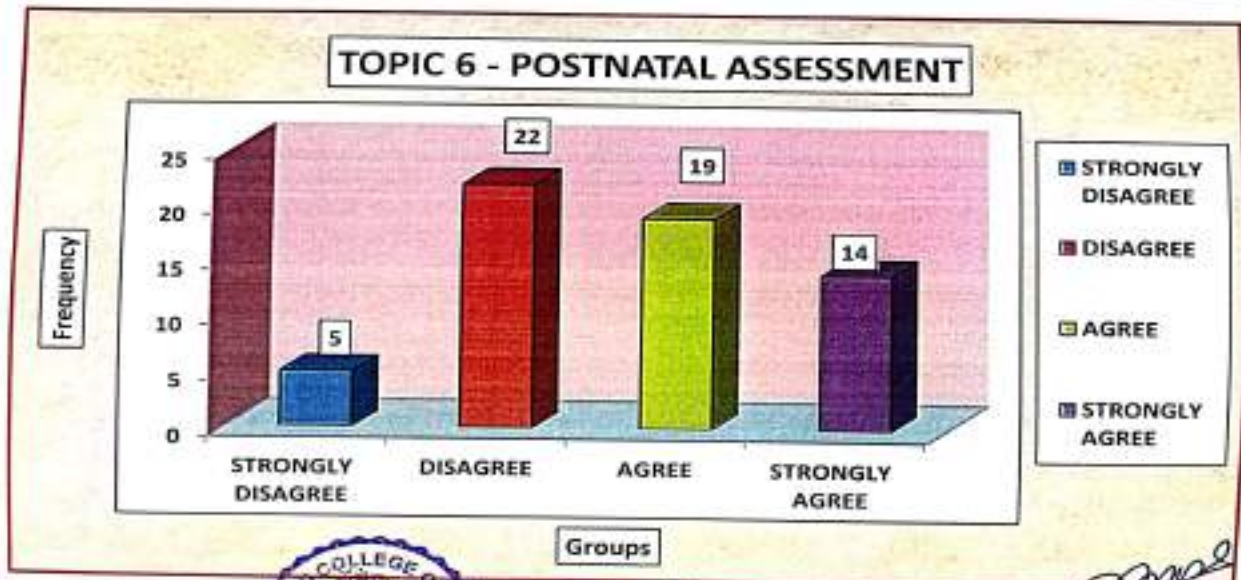
STATISTICIAN  
Dr. Ulhas Patil Medical College  
& Hospital, Jalgaon Kt



Que No.	Question	Groups	Frequency	Percentage
3	All Equipment were in working condition	STRONGLY DISAGREE	0	0.00
		DISAGREE	18	30.00
		AGREE	27	45.00
		STRONGLY AGREE	15	25.00



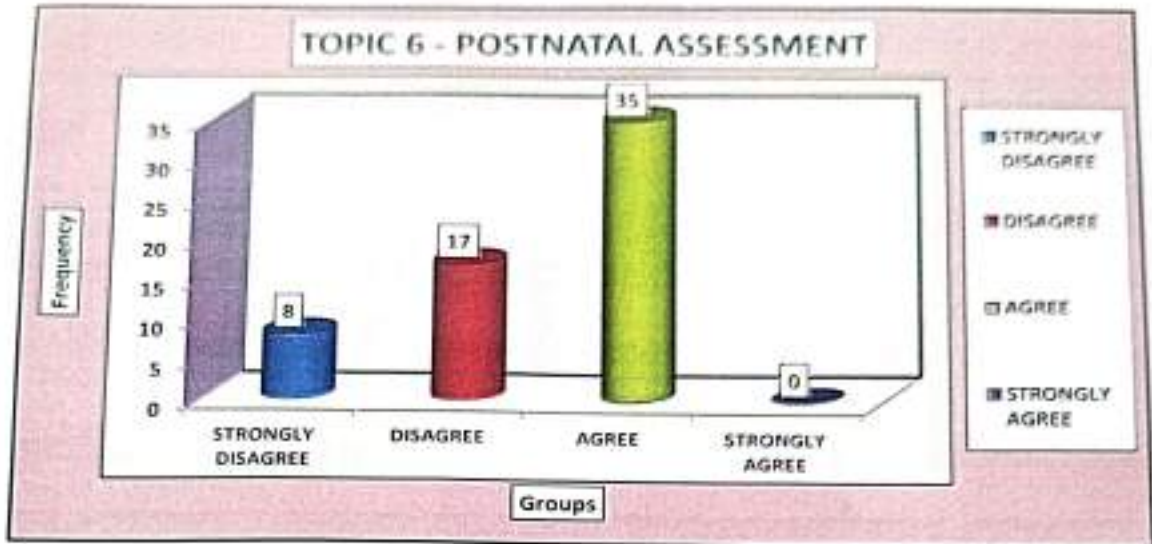
Que No.	Question	Groups	Frequency	Percentage
4	The laboratory manuals are available	STRONGLY DISAGREE	5	8.33
		DISAGREE	22	36.67
		AGREE	19	31.67
		STRONGLY AGREE	14	23.33



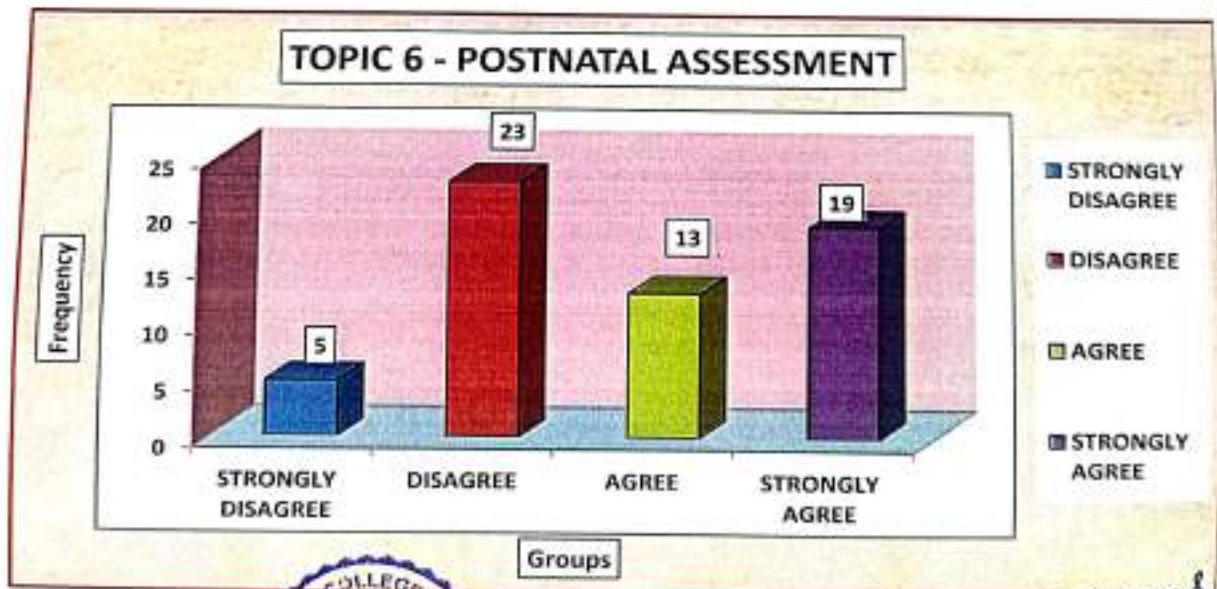
PRINCIPAL  
GODAVARI COLLEGE OF NURSING  
JALGAON

STATISTICIAN-  
Dr. Ulhas Patil Medical College  
& Hospital, Jalgaon Kh

Que No.	Question	Groups	Frequency	Percentage
5	Content material was relevant	STRONGLY DISAGREE	8	13.33
		DISAGREE	17	28.33
		AGREE	35	58.33
		STRONGLY AGREE	0	0.00



Que No.	Question	Groups	Frequency	Percentage
6	Scenario was appropriate	STRONGLY DISAGREE	5	8.33
		DISAGREE	23	38.33
		AGREE	13	21.67
		STRONGLY AGREE	19	31.67

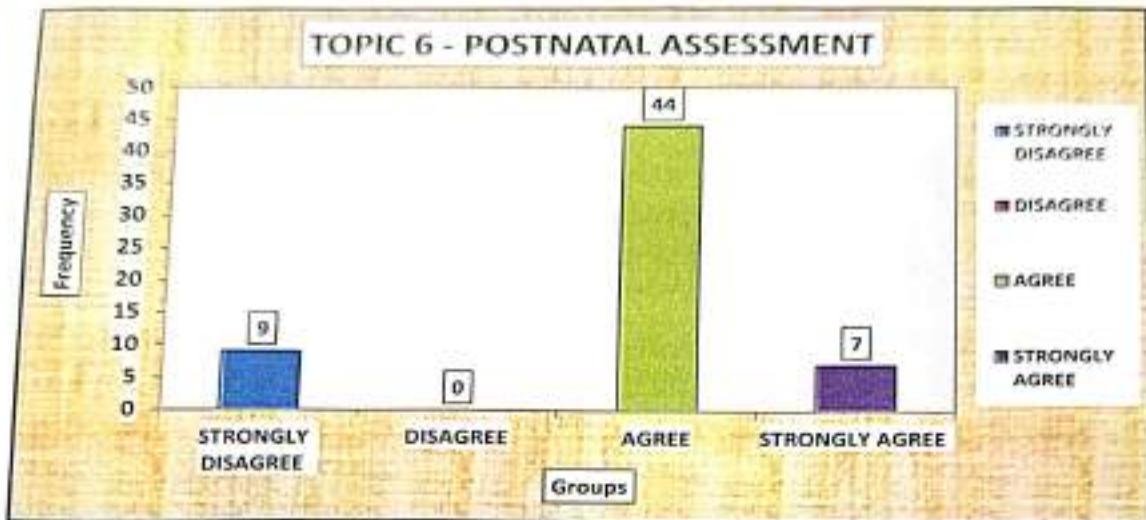


PRINCIPAL

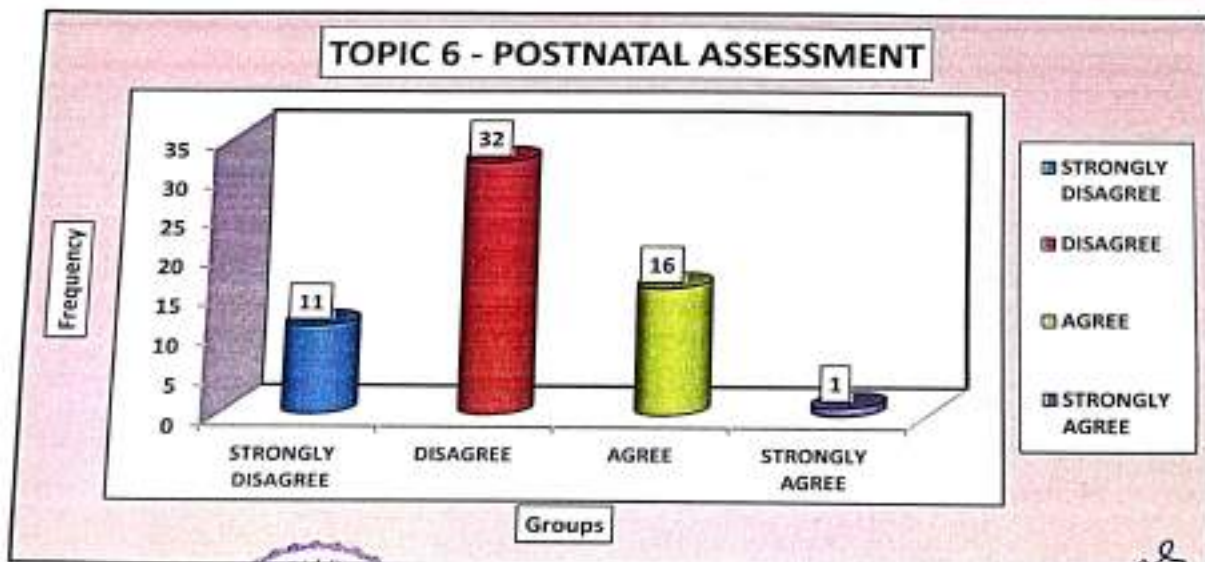
STATISTICIAN  
 Dr. Ulhas Patil Medical College  
 & Hospital, Jalgaon Kh



Que No.	Question	Groups	Frequency	Percentage
7	It enhance my clinical skills	STRONGLY DISAGREE	9	15.00
		DISAGREE	0	0.00
		AGREE	44	73.33
		STRONGLY AGREE	7	11.67



Que No.	Question	Groups	Frequency	Percentage
8	Adequete resources were available during the simulation.	STRONGLY DISAGREE	11	18.33
		DISAGREE	32	53.33
		AGREE	16	26.67
		STRONGLY AGREE	1	1.67



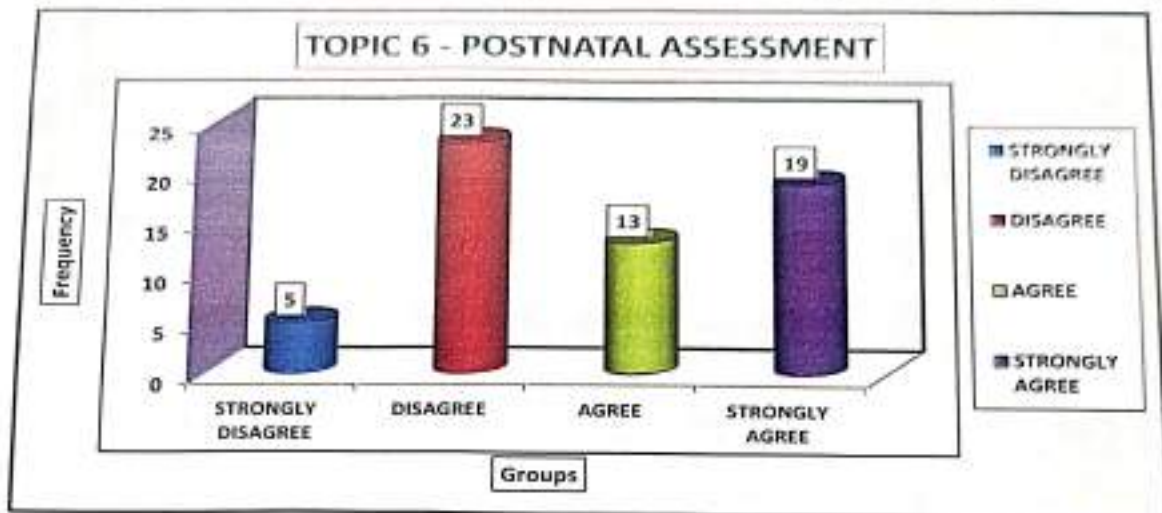
PRINCIPAL  
GODAVARI COLLEGE OF NURSING  
JALGAON

Sign of

STATISTICIAN  
Dept. of Community Medicine  
& Hospital, Jalgaon Kh



Que No.	Question	Groups	Frequency	Percentage
9	Stated learning objectives have been achieved	STRONGLY DISAGREE	5	8.33
		DISAGREE	23	38.33
		AGREE	13	21.67
		STRONGLY AGREE	19	31.67



PRINCIPAL  
GODAVARI COLLEGE OF NURSING  
JALGAON

*Smruti*  
Sign of Statistician

STATISTICIAN  
Dept. of Community Medicine  
Dr. Ulhas Patil Medical College  
& Hospital, Jalgaon Kh