



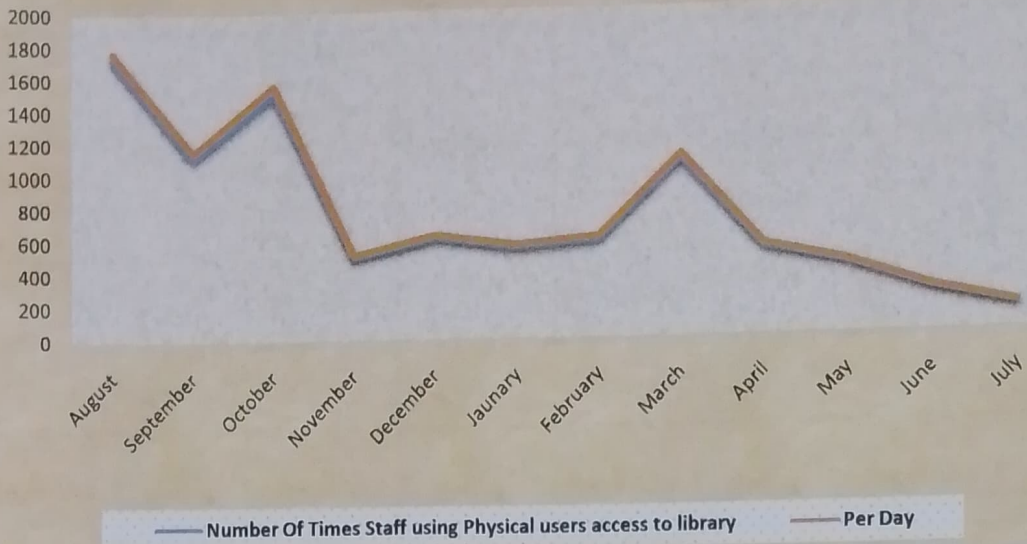
No. of Physical users accessing library per day (2023-24)

Sr No.	Month	Number Of Times Staff using Physical users access to library	Per Day	Number Of Times Staff using Physical users access to library	Per Day
1	August	1726	41	1654	53
2	September	1117	37	290	10
3	October	1511	48	349	11
4	November	501	16	219	7
5	December	613	19	261	9
6	Jaunary	550	17	266	9
7	February	594	20	162	6
8	March	1070	34	183	6
9	April	528	17	118	4
10	May	423	14	247	9
11	June	256	9	318	10
12	July	150	5	32	3

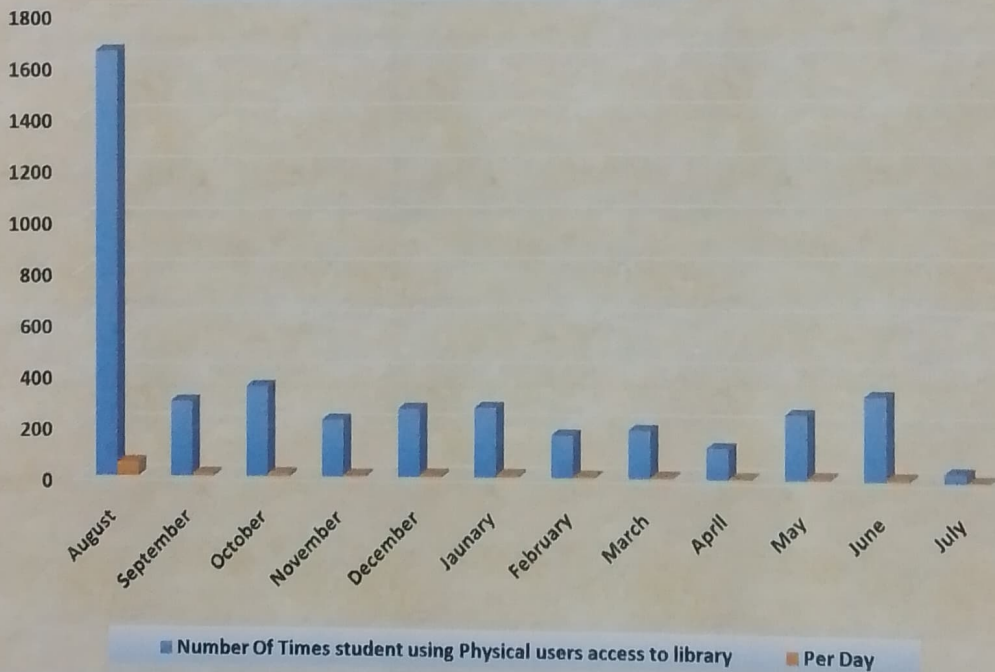


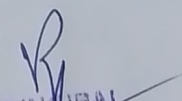

 PRINCIPAL
 GODAVARI COLLEGE OF NURSING
 JALGAON

No. of Staff Accessing Library




No. of student accessing Library




 PRINCIPAL
 GODAVARI COLLEGE OF NURSING
 JALGAON

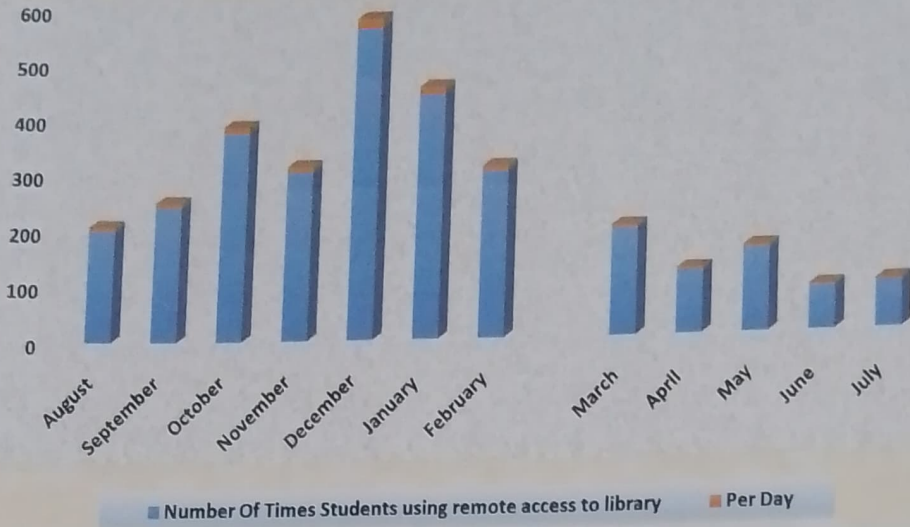
No. of Remote users accessing library per day (2023-24)

SR. No	Month	Number Of Times Students using remote access to library	Per Day	Month	Number Of Times Staff using remote access to library	Per Day
1	August	199	7	August	57	2
2	September	242	8	September	79	3
3	October	376	12	October	56	2
4	November	304	10	November	33	1
5	December	565	18	December	53	2
6	January	442	14	January	40	1
7	February	300	10	February	68	3
8	March	192	6	March	35	1
9	April	113	4	April	122	5
10	May	150	5	May	50	2
11	June	78	3	June	60	2
12	July	84	3	July	52	2

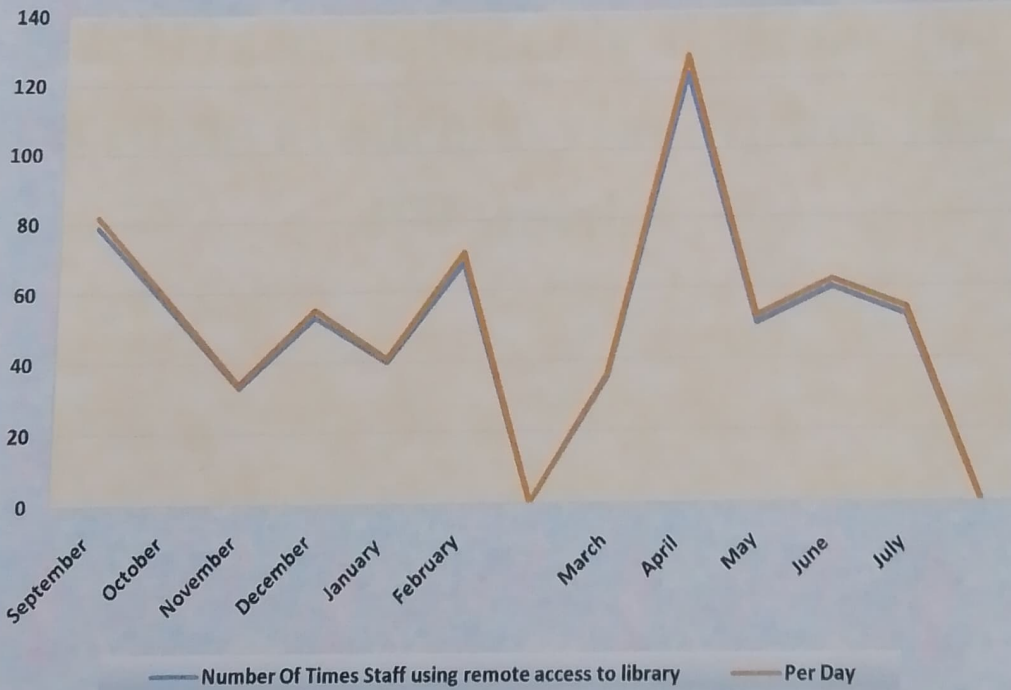



PRINCIPAL
GODAVARI COLLEGE OF NURSING
JALGAON

No. of Student accessing remote library



No. of staff accessing remote library




 PRINCIPAL
 GODAVARI COLLEGE OF MEDICAL SCIENCES
 WARANGAL