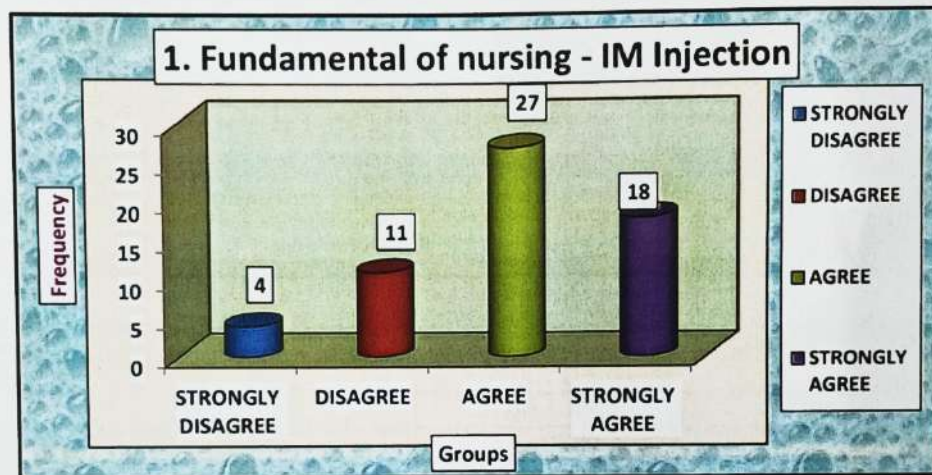


**GODAVARI FOUNDATION**  
**GODAVARI COLLEGE OF NURSING**  
**JALGAON**

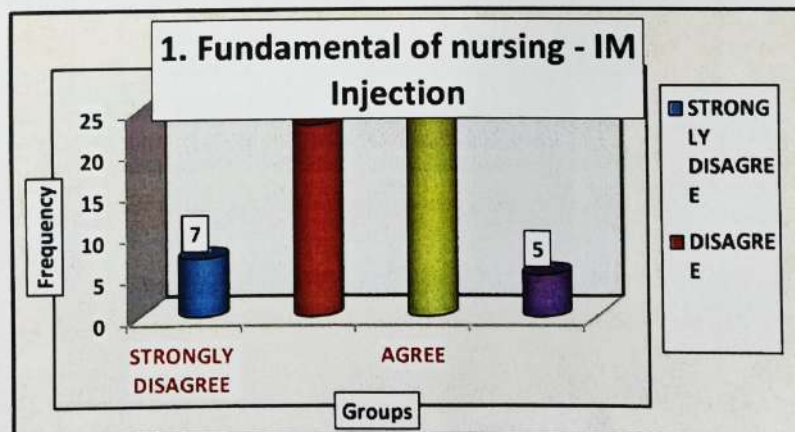
**STUDENT FEEDBACK**  
**ON THE**  
**EFFECTIVENESS OF**  
**THE SIMULATION**  
**FACILITY**  
**2022-23**

**STUDENT FEEDBACK**  
**ON**  
**NURSING**  
**FOUNDATION**  
**SIMULATION**  
**2022-23**

Que No.	Question	Groups	Frequency	Percentage
1	learning objectives had been explained in the beginning	STRONGLY DISAGREE	4	6.67
		DISAGREE	11	18.33
		AGREE	27	45.00
		STRONGLY AGREE	18	30.00



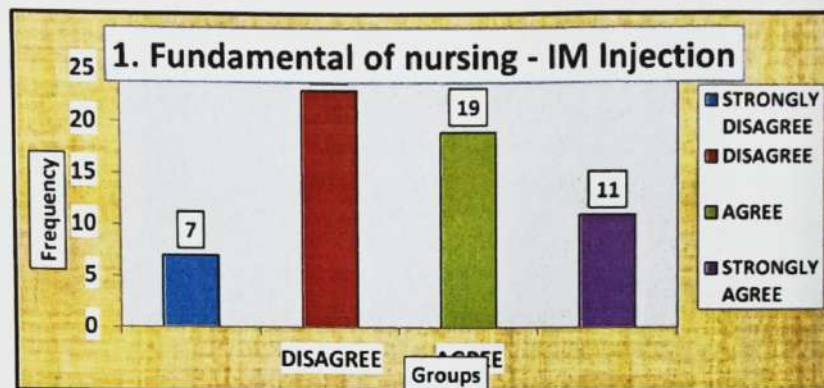
Que No.	Question	Groups	Frequency	Percentage
2	Instructions had been given clearly in the beginning	STRONGLY DISAGREE	7	11.67
		DISAGREE	23	38.33
		AGREE	25	41.67
		STRONGLY AGREE	5	8.33



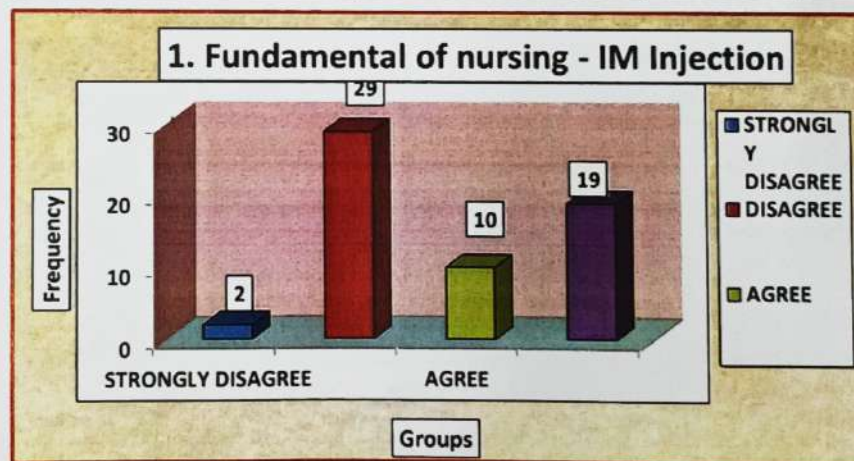
*Dr. M. S. Patil*  
**STATISTICIAN**  
 Dept. of Community Medicine  
 Dr. Ulhas Patil Medical College  
 & Hospital, Jalgaon Kh



Que No.	Question	Groups	Frequency	Percentage
3	Enviornment was safe	STRONGLY DISAGREE	7	11.67
		DISAGREE	23	38.33
		AGREE	19	31.67
		STRONGLY AGREE	11	18.33

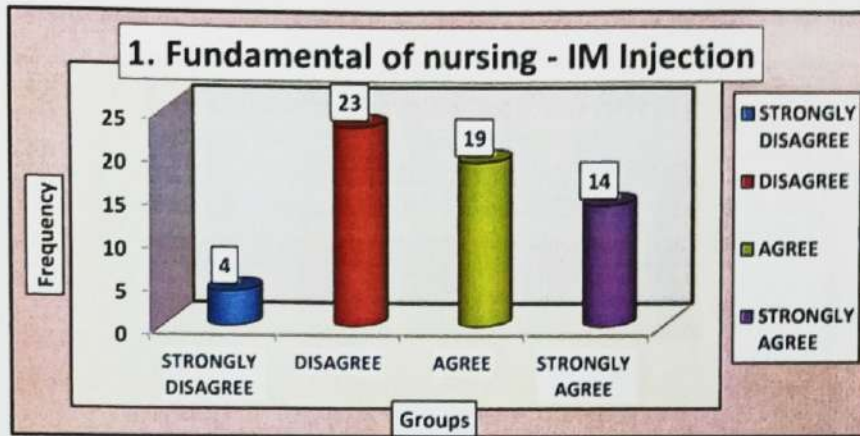


Que No.	Question	Groups	Frequency	Percentage
4	Content material was relevant	STRONGLY DISAGREE	2	3.33
		DISAGREE	29	48.33
		AGREE	10	16.67
		STRONGLY AGREE	19	31.67

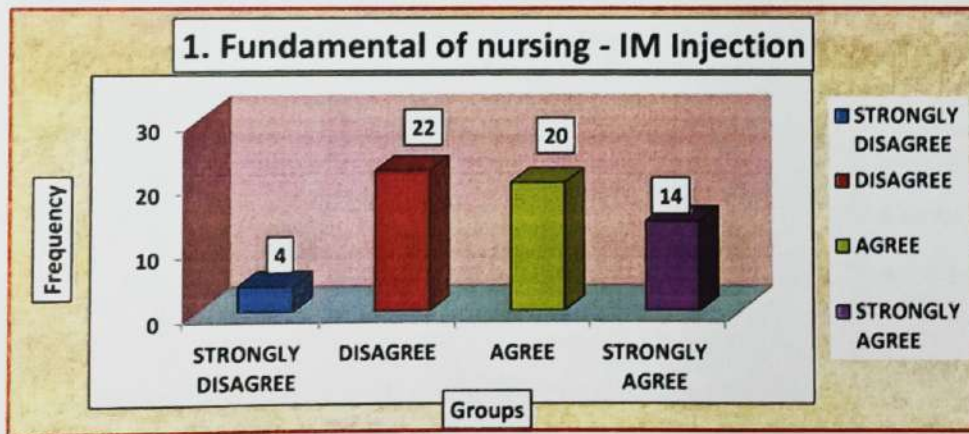


*ms*  
**STATISTICIAN**  
 STATISTICIAN  
 Dept. of Community Medicine  
 Dr. Ulhas Patil Medical College  
 & Hospital, Jalgaon Kh

Que No.	Question	Groups	Frequency	Percentage
5	Scenario was appropriate	STRONGLY DISAGREE	4	6.67
		DISAGREE	23	38.33
		AGREE	19	31.67
		STRONGLY AGREE	14	23.33



Que No.	Question	Groups	Frequency	Percentage
6	It enhance my clinical skills	STRONGLY DISAGREE	4	6.67
		DISAGREE	22	36.67
		AGREE	20	33.33
		STRONGLY AGREE	14	23.33

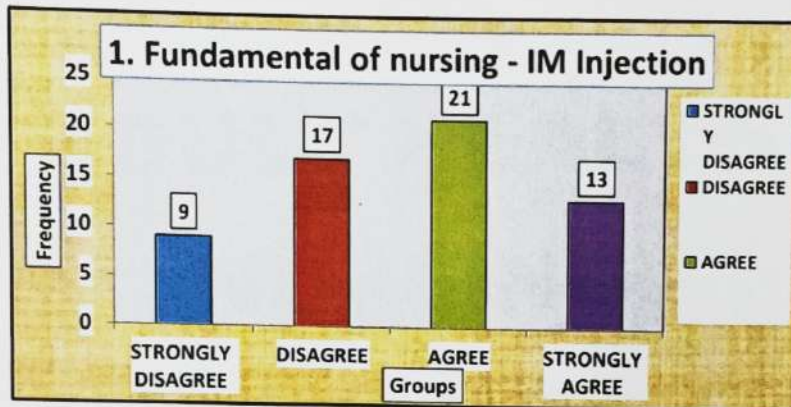


*mas*  
STATISTICIAN

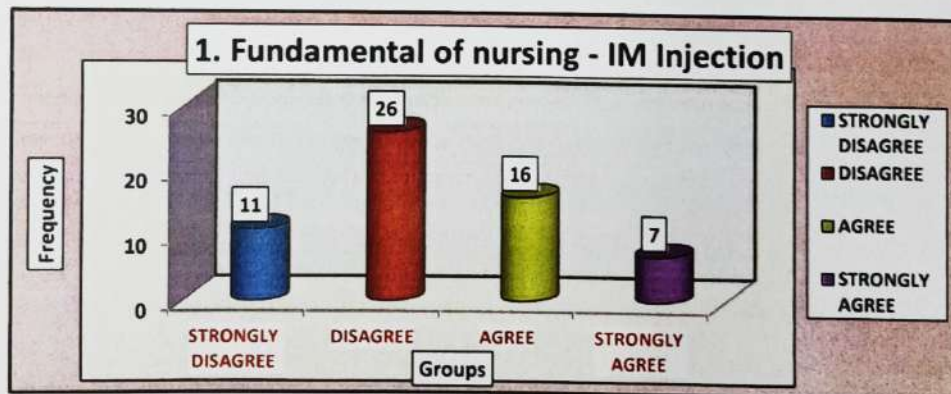
STATISTICIAN  
Dept. of Community Medicine  
Dr. Uhas Patil Medical College  
& Hospital, Jalgaon Kh



Que No.	Question	Groups	Frequency	Percentage
7	Adequate resources were available during the simulation	STRONGLY DISAGREE	9	15.00
		DISAGREE	17	28.33
		AGREE	21	35.00
		STRONGLY AGREE	13	21.67



Que No.	Question	Groups	Frequency	Percentage
8	Stated learning objectives have been achieved	STRONGLY DISAGREE	11	18.33
		DISAGREE	26	43.33
		AGREE	16	26.67
		STRONGLY AGREE	7	11.67



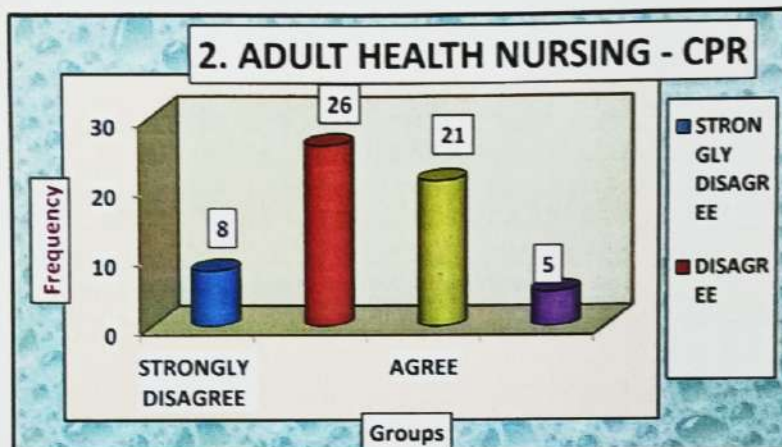
*mes*  
STATISTICIAN



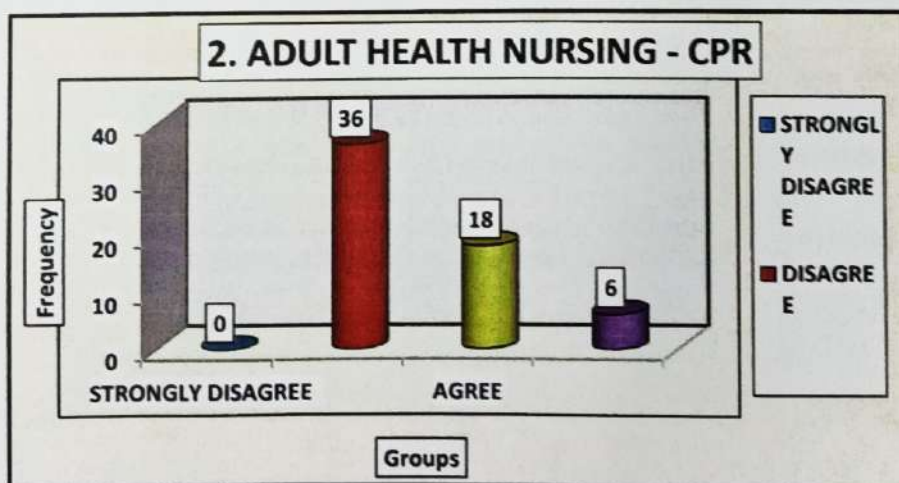
STATISTICIAN  
Dept. of Community Medicine  
Dr. Ulhas Patil Medical College  
& Hospital, Jalgaon Kh

**STUDENT FEEDBACK**  
**ON**  
**ADULT HEALTH**  
**NURSING**  
**SIMULATION**  
**2022-23**

Que No.	Question	Groups	Frequency	Percentage
1	learning objectives had been explained in the beginning	STRONGLY DISAGREE	8	13.33
		DISAGREE	26	43.33
		AGREE	21	35.00
		STRONGLY AGREE	5	8.33



Que No.	Question	Groups	Frequency	Percentage
2	Instructions had been given clearly in the beginning	STRONGLY DISAGREE	0	0.00
		DISAGREE	36	60.00
		AGREE	18	30.00
		STRONGLY AGREE	6	10.00

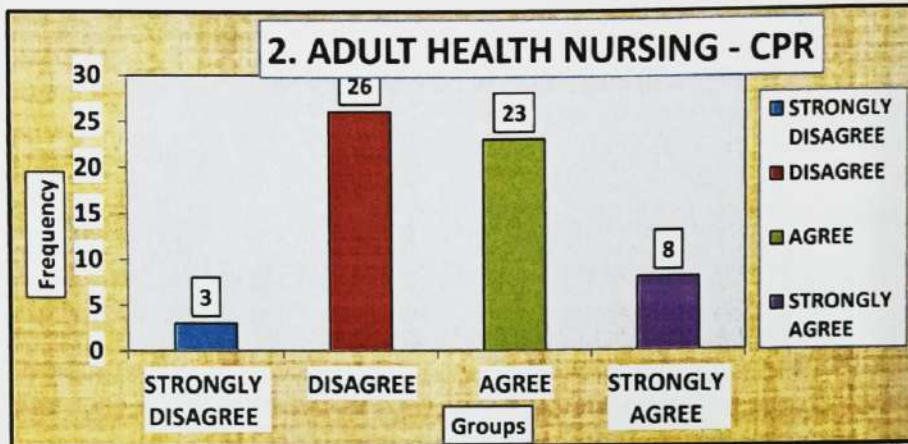


*Dr. M. S.*  
STATISTICIAN

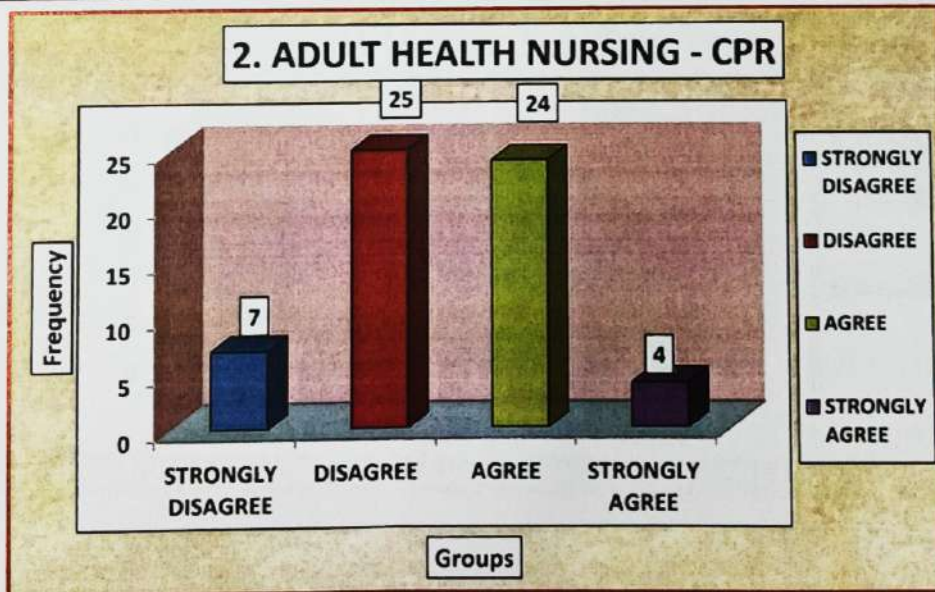
STATISTICIAN  
Dept. of Community Medicine  
Dr. Ulhas Patil Medical College  
& Hospital, Jalgaon Kh



Que No.	Question	Groups	Frequency	Percentage
3	Environment was safe	STRONGLY DISAGREE	3	5.00
		DISAGREE	26	43.33
		AGREE	23	38.33
		STRONGLY AGREE	8	13.33



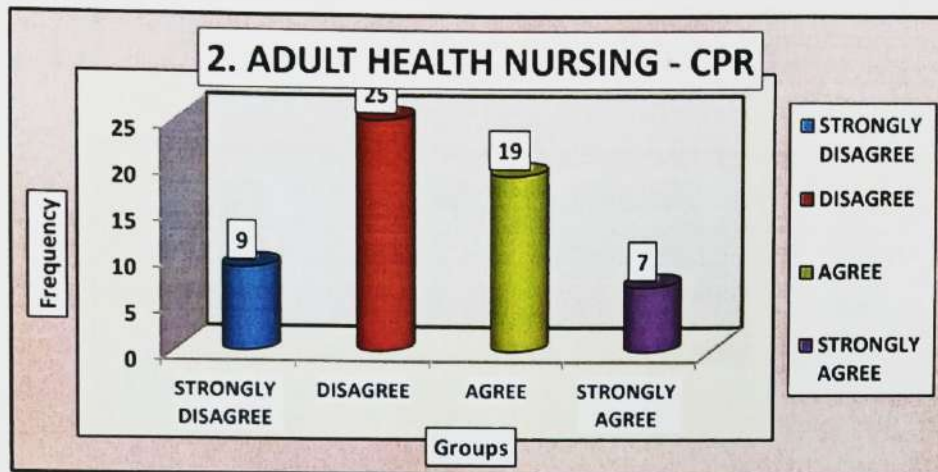
Que No.	Question	Groups	Frequency	Percentage
4	Content material was relevant	STRONGLY DISAGREE	7	11.67
		DISAGREE	25	41.67
		AGREE	24	40.00
		STRONGLY AGREE	4	6.67



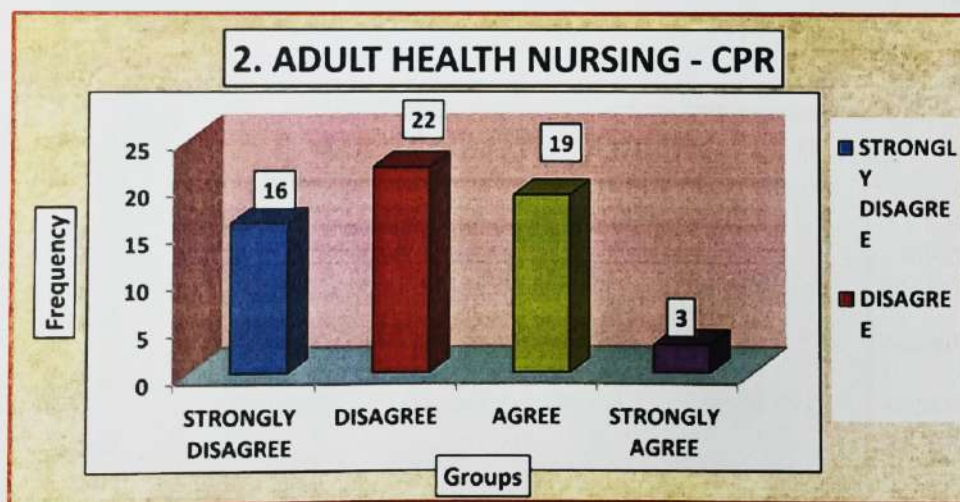
*man*  
STATISTICIAN

STATISTICIAN  
Dept. of Community Medicine  
Dr. Ulhas Patil Medical College  
& Hospital, Jalgaon Kh

Que No.	Question	Groups	Frequency	Percentage
5	Scenario was appropriate	STRONGLY DISAGREE	9	15.00
		DISAGREE	25	41.67
		AGREE	19	31.67
		STRONGLY AGREE	7	11.67



Que No.	Question	Groups	Frequency	Percentage
6	It enhance my clinical skills	STRONGLY DISAGREE	16	26.67
		DISAGREE	22	36.67
		AGREE	19	31.67
		STRONGLY AGREE	3	5.00

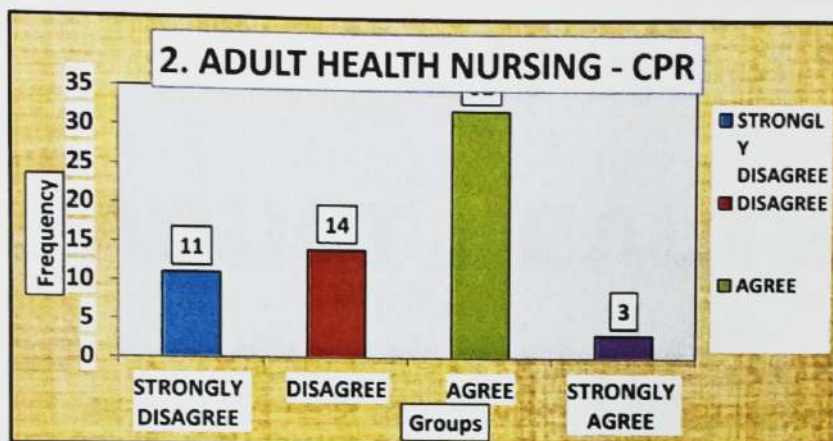


*mas*  
STATISTICIAN

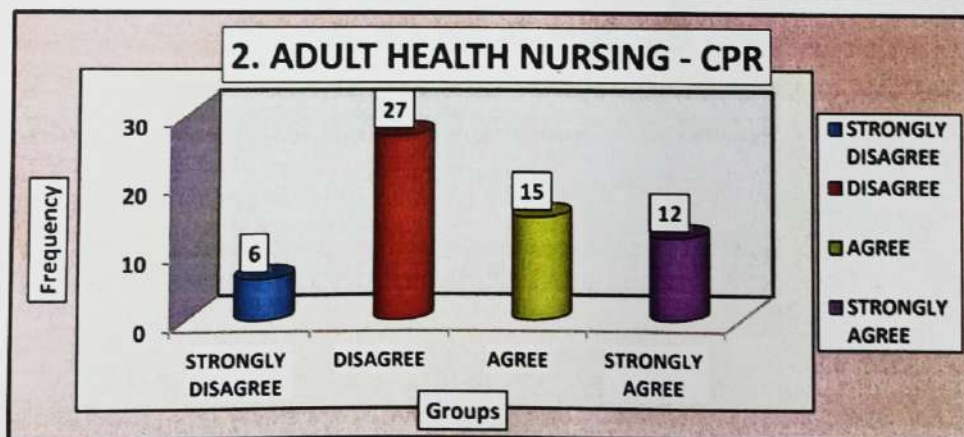
STATISTICIAN  
Dept. of Community Medicine  
Dr. Ulhas Patil Medical College  
& Hospital, Jalgaon Kh



Que No.	Question	Groups	Frequency	Percentage
7	Adequete resources were available during the simulation	STRONGLY DISAGREE	11	18.33
		DISAGREE	14	23.33
		AGREE	32	53.33
		STRONGLY AGREE	3	5.00



Que No.	Question	Groups	Frequency	Percentage
8	Stated learning objectives have been achieved	STRONGLY DISAGREE	6	10.00
		DISAGREE	27	45.00
		AGREE	15	25.00
		STRONGLY AGREE	12	20.00



*mas*

STATISTICIAN

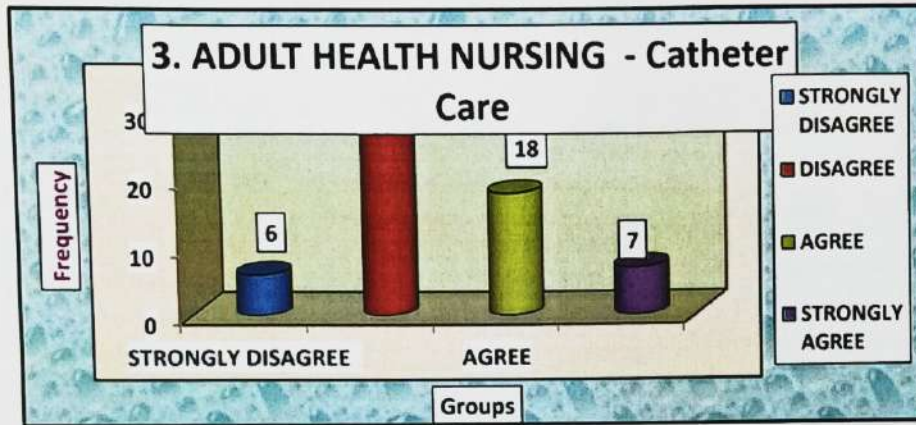
STATISTICIAN

Dept. of Community Medicine  
Dr. Ulhas Patil Medical College  
& Hospital, Jalgaon Kh

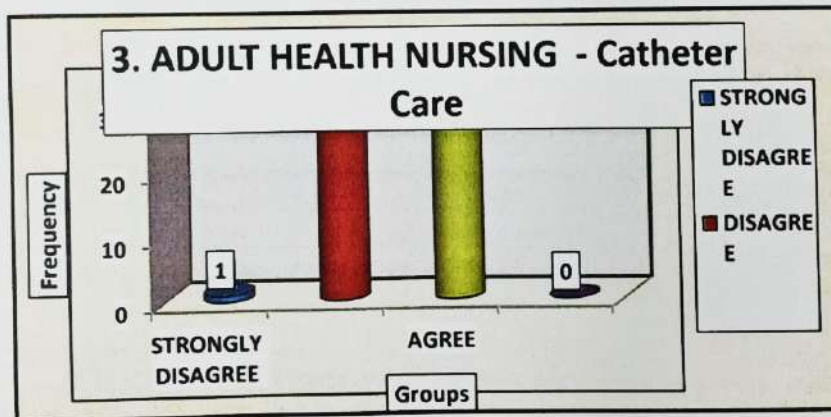


**STUDENT FEEDBACK**  
**ON**  
**ADULT HEALTH**  
**NURSING**  
**SIMULATION**  
**2022-23**

Que No.	Question	Groups	Frequency	Percentage
1	learning objectives had been explained in the beginning	STRONGLY DISAGREE	6	10.00
		DISAGREE	29	48.33
		AGREE	18	30.00
		STRONGLY AGREE	7	11.67



Que No.	Question	Groups	Frequency	Percentage
2	Instructions had been given clearly in the beginning	STRONGLY DISAGREE	1	1.67
		DISAGREE	29	48.33
		AGREE	30	50.00
		STRONGLY AGREE	0	0.00



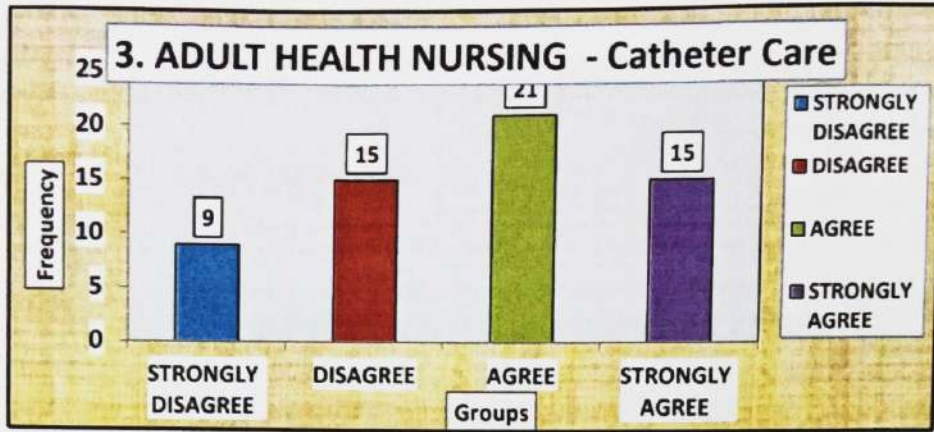
Que No.	Question	Groups	Frequency	Percentage
3	Environment was safe	STRONGLY DISAGREE	9	15.00
		DISAGREE	15	25.00
		AGREE	21	35.00
		STRONGLY AGREE	15	25.00



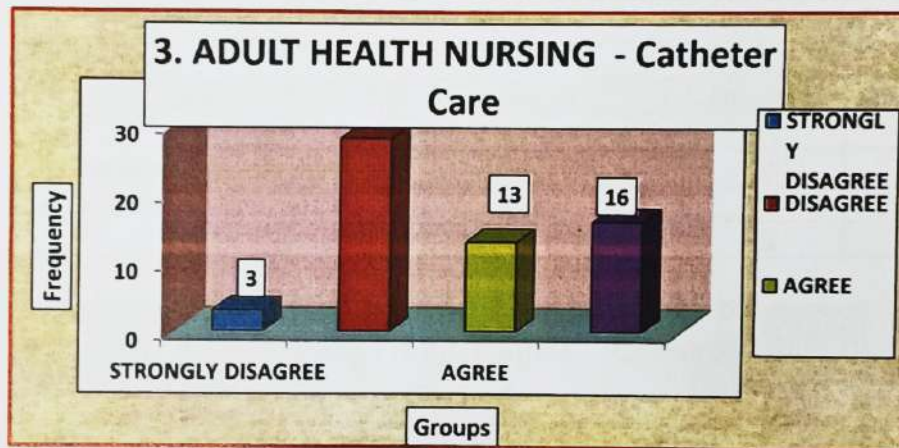
*Patil*  
STATISTICIAN

STATISTICIAN  
Dept. of Community Medicine  
Dr. Ulhas Patil Medical College  
& Hospital, Jalgaon Kh  
& Hospital, Jalgaon Kh






Que No.	Question	Groups	Frequency	Percentage
4	Content material was relevant	STRONGLY DISAGREE	3	5.00
		DISAGREE	28	46.67
		AGREE	13	21.67
		STRONGLY AGREE	16	26.67



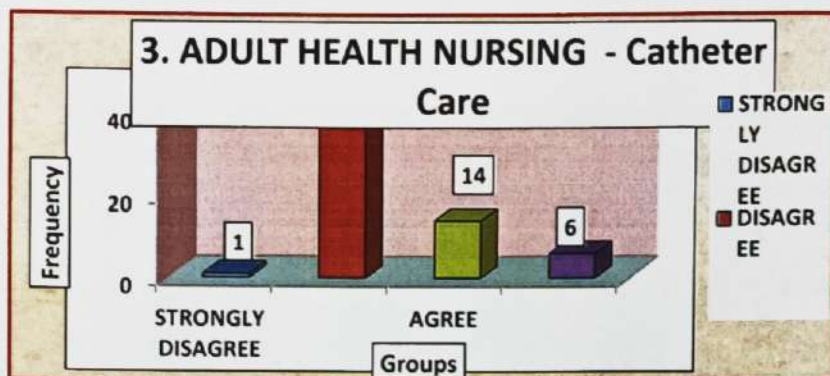
Que No.	Question	Groups	Frequency	Percentage
5	Scenario was appropriate	STRONGLY DISAGREE	10	16.67
		DISAGREE	14	23.33
		AGREE	6	10.00
		STRONGLY AGREE	30	50.00



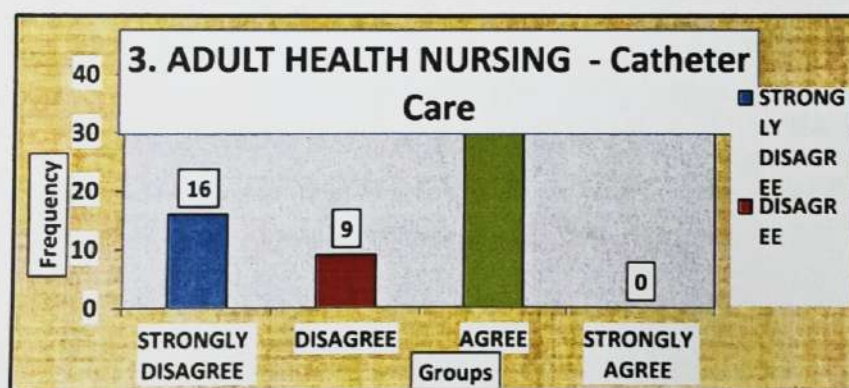
*Mrs. S. An*  
 STATISTICIAN  
 Dept. of Community Medicine  
 Dr. Ulhas Patil Medical College  
 & Hospital, Jalgaon Kh



Que No.	Question	Groups	Frequency	Percentage
6	It enhance my clinical skills	STRONGLY DISAGREE	1	1.67
		DISAGREE	39	65.00
		AGREE	14	23.33
		STRONGLY AGREE	6	10.00



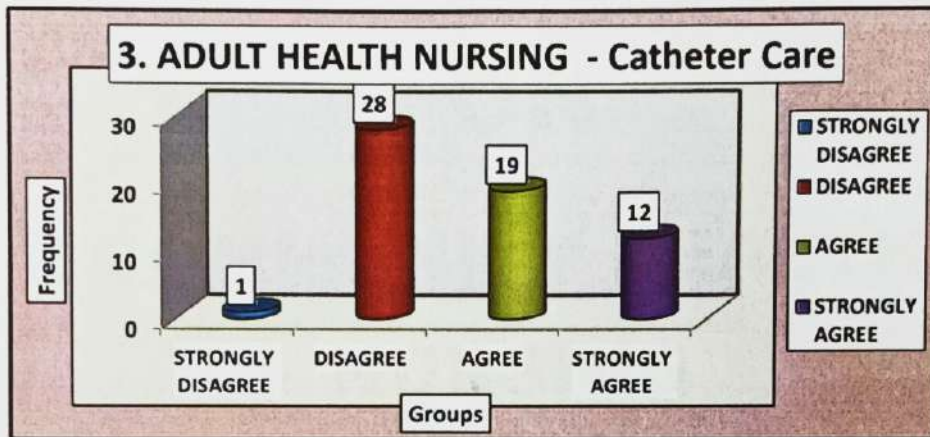
Que No.	Question	Groups	Frequency	Percentage
7	Adequete resources were available during the simulation	STRONGLY DISAGREE	16	26.67
		DISAGREE	9	15.00
		AGREE	35	58.33
		STRONGLY AGREE	0	0.00



*Dr. U. Patil*  
STATISTICIAN

STATISTICIAN  
Dept. of Community Medicine  
Dr. Ulhas Patil Medical College  
& Hospital, Jalgaon Kh

Que No.	Question	Groups	Frequency	Percentage
8	Stated learning objectives have been achieved	STRONGLY DISAGREE	1	1.67
		DISAGREE	28	46.67
		AGREE	19	31.67
		STRONGLY AGREE	12	20.00



*Dr. M. S. Patil*

**STATISTICIAN**



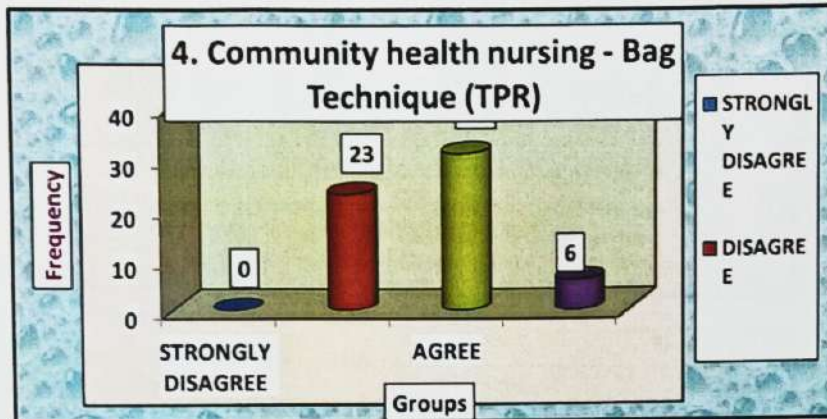
**STATISTICIAN**

Dept. of Community Medicine  
Dr. Ulhas Patil Medical College  
& Hospital, Jalgaon Kh

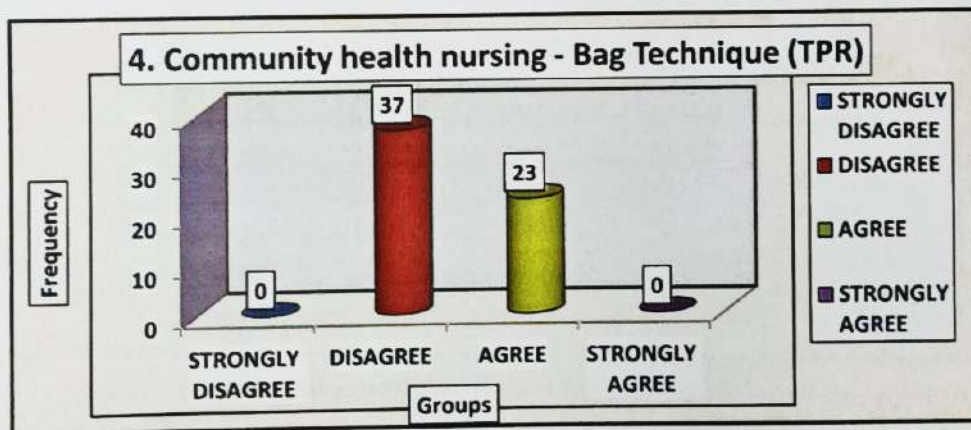
**STUDENT FEEDBACK**  
**ON**  
**COMMUNITY HEALTH**  
**NURSING**  
**SIMULATION**  
**2022-23**



Que No.	Question	Groups	Frequency	Percentage
1	learning objectives had been explained in the beginning	STRONGLY DISAGREE	0	0.00
		DISAGREE	23	38.33
		AGREE	31	51.67
		STRONGLY AGREE	6	10.00



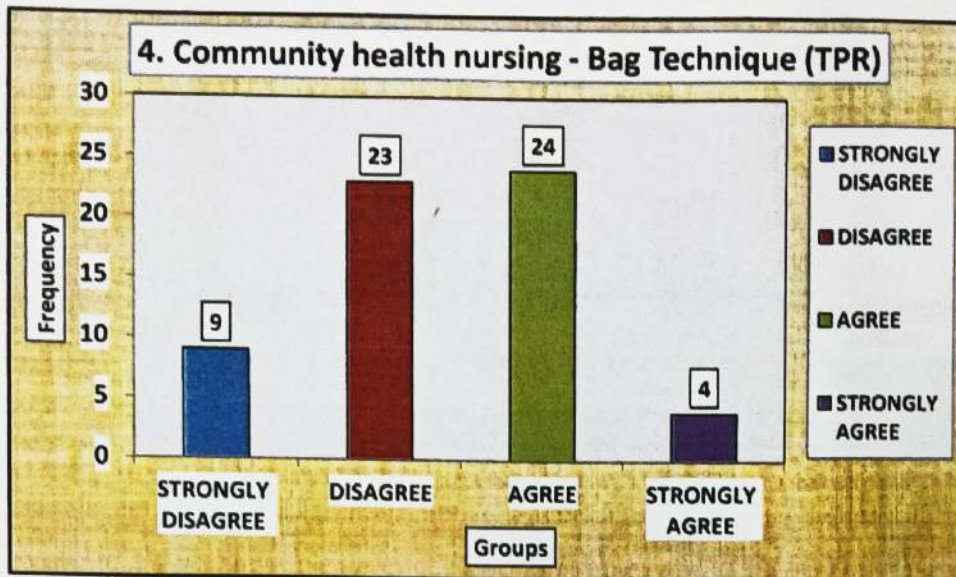
Que No.	Question	Groups	Frequency	Percentage
2	Instructions had been given clearly in the beginning	STRONGLY DISAGREE	0	0.00
		DISAGREE	37	61.67
		AGREE	23	38.33
		STRONGLY AGREE	0	0.00



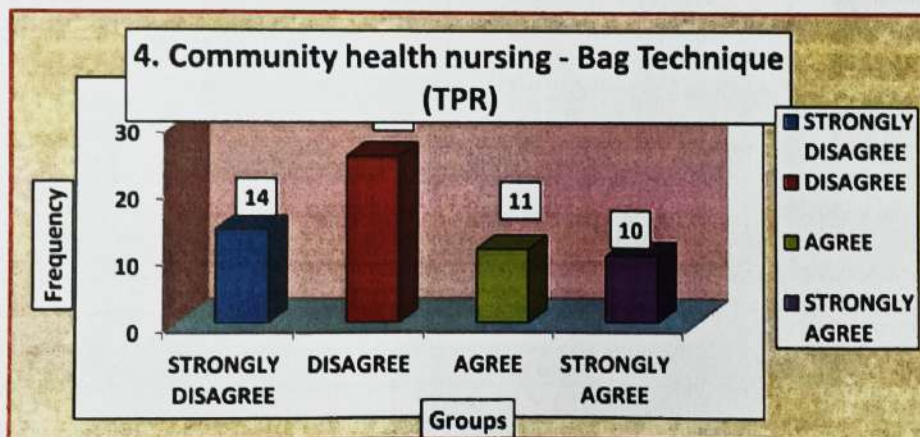
Que No.	Question	Groups	Frequency	Percentage
3	Environment was safe	STRONGLY DISAGREE	9	15.00
		DISAGREE	23	38.33
		AGREE	24	40.00
		STRONGLY AGREE	4	6.67



*Om*  
**STATISTICIAN**  
 STATISTICIAN  
 Dept. of Community Medicine  
 Dr. Ulhas Patil Medical College  
 & Hospital, Jalgaon Kh



Que No.	Question	Groups	Frequency	Percentage
4	Content material was relevant	STRONGLY DISAGREE	14	23.33
		DISAGREE	25	41.67
		AGREE	11	18.33
		STRONGLY AGREE	10	16.67



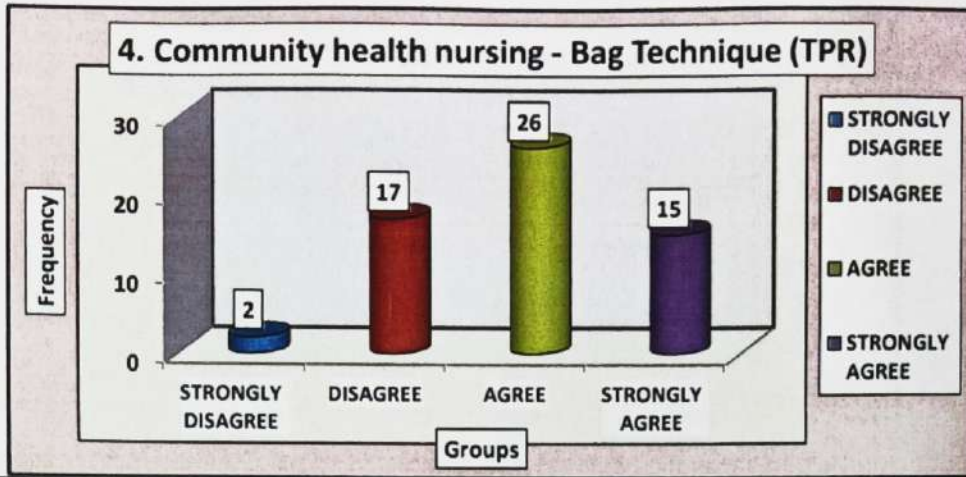
Que No.	Question	Groups	Frequency	Percentage
5	Scenario was appropriate	STRONGLY DISAGREE	2	3.33
		DISAGREE	17	28.33
		AGREE	26	43.33
		STRONGLY AGREE	15	25.00



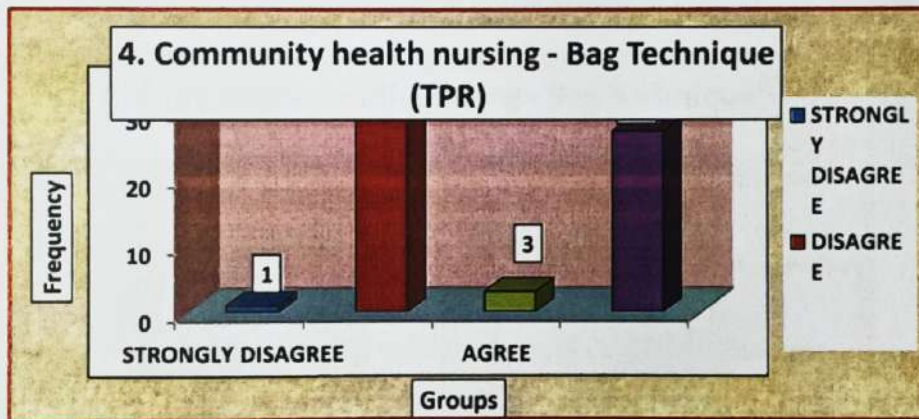
*Amesh*  
STATISTICIAN

STATISTICIAN  
Dept. of Community Medicine  
Dr. Ulhas Patil Medical College  
& Hospital, Jalgaon Kh





Que No.	Question	Groups	Frequency	Percentage
6	It enhance my clinical skills	STRONGLY DISAGREE	1	1.67
		DISAGREE	29	48.33
		AGREE	3	5.00
		STRONGLY AGREE	27	45.00



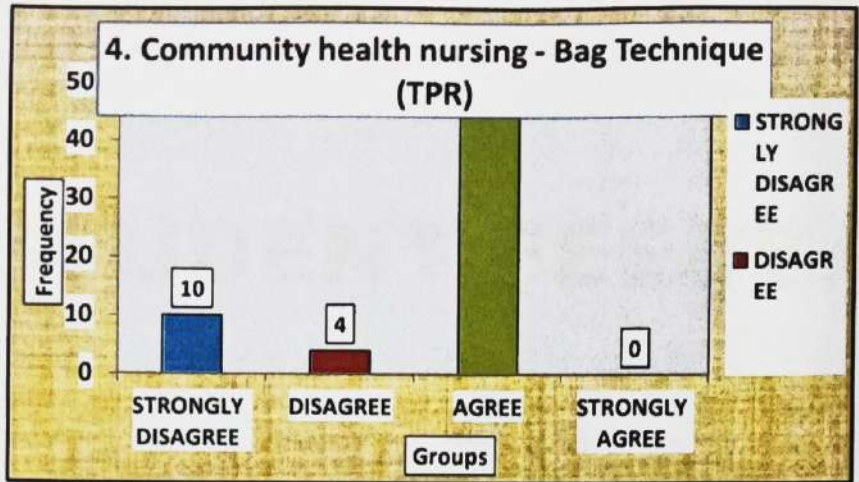
Que No.	Question	Groups	Frequency	Percentage
7	Adequete resources were available during the simulation	STRONGLY DISAGREE	10	16.67
		DISAGREE	4	6.67
		AGREE	46	76.67
		STRONGLY AGREE	0	0.00



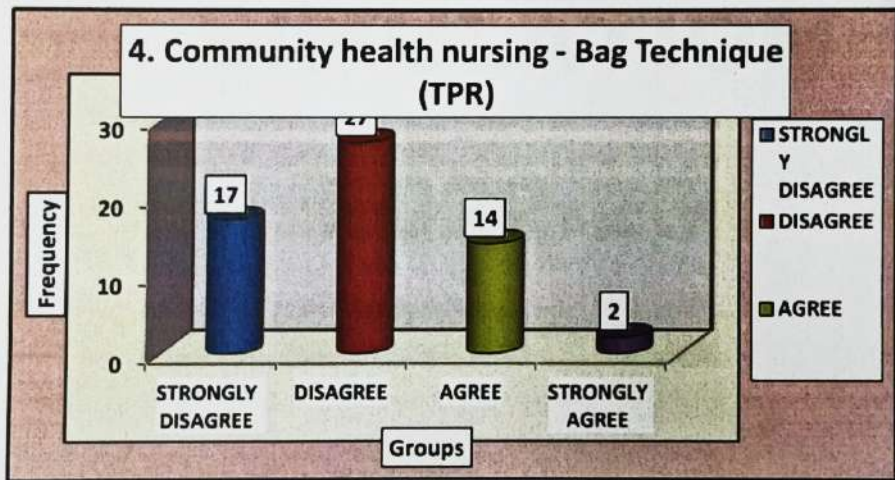
*Om*  
STATISTICIAN

STATISTICIAN  
Dept. of Community Medicine  
Dr. Ulhas Patil Medical College  
& Hospital, Jalgaon Kh





Que No.	Question	Groups	Frequency	Percentage
8	Stated learning objectives have been achieved	STRONGLY DISAGREE	17	28.33
		DISAGREE	27	45.00
		AGREE	14	23.33
		STRONGLY AGREE	2	3.33



*Mesher*

**STATISTICIAN**

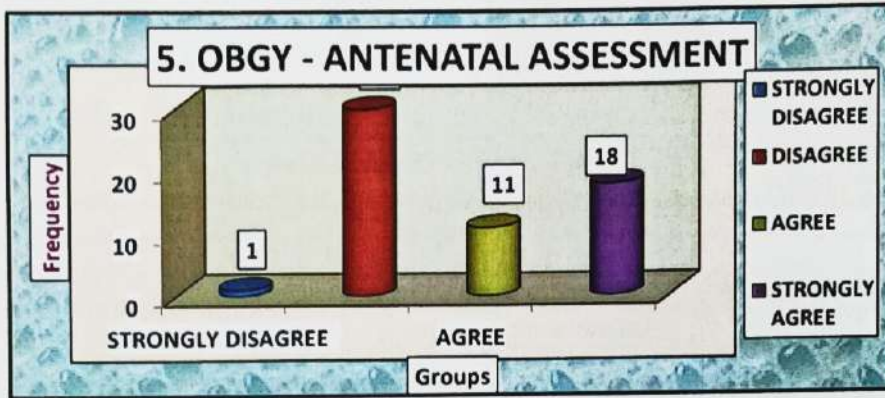


**STATISTICIAN**  
 Dept. of Community Medicine  
 Dr. Ulhas Patil Medical College  
 & Hospital, Jalgaon Kh

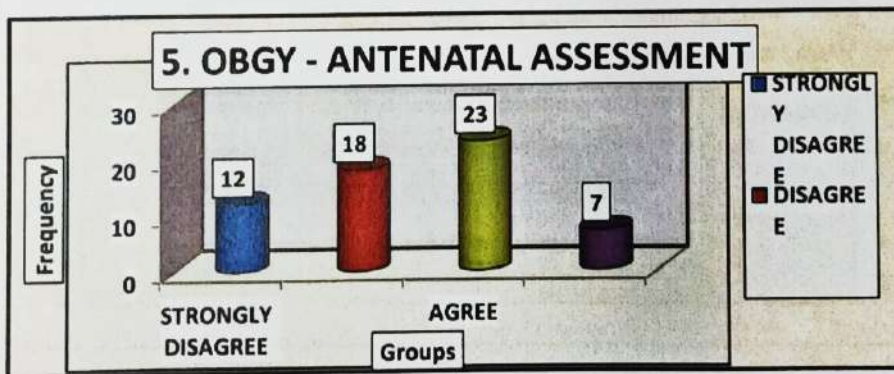
**STUDENT FEEDBACK**  
**ON**  
**OBSTETRIC AND**  
**GYNAECOLOGY NURSING**  
**SIMULATION**  
**2022-23**



Que No.	Question	Groups	Frequency	Percentage
1	learning objectives had been explained in the beginning	STRONGLY DISAGREE	1	1.67
		DISAGREE	30	50.00
		AGREE	11	18.33
		STRONGLY AGREE	18	30.00



Que No.	Question	Groups	Frequency	Percentage
2	Instructions had been given clearly in the beginning	STRONGLY DISAGREE	12	20.00
		DISAGREE	18	30.00
		AGREE	23	38.33
		STRONGLY AGREE	7	11.67

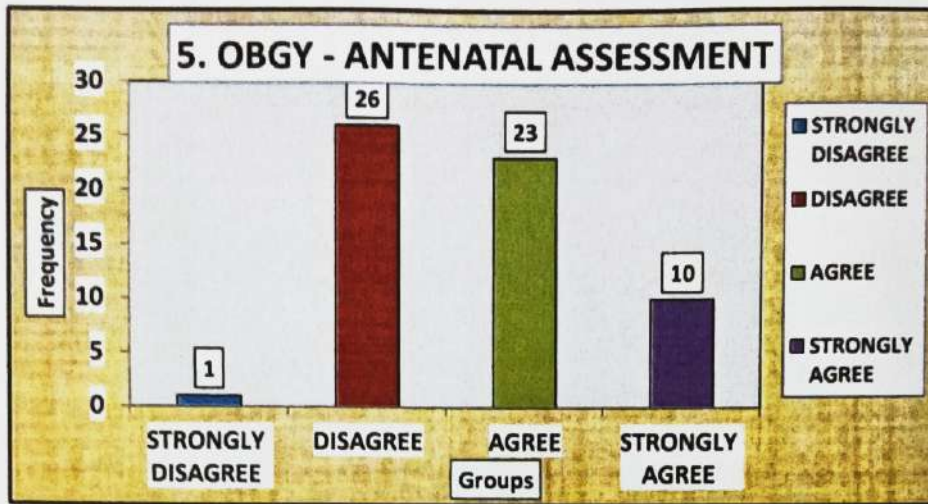


Que No.	Question	Groups	Frequency	Percentage
3	Environment was safe	STRONGLY DISAGREE	1	1.67
		DISAGREE	26	43.33
		AGREE	23	38.33
		STRONGLY AGREE	10	16.67

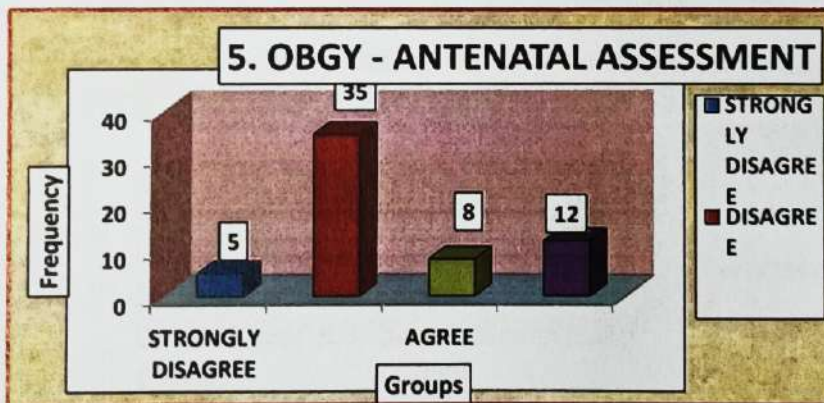


*Patil*  
**STATISTICIAN**  
 STATISTICIAN  
 Dept. of Community Medicine  
 Dr. Ulhas Patil Medical College  
 & Hospital, Jalgaon Kh





Que No.	Question	Groups	Frequency	Percentage
4	Content material was relevant	STRONGLY DISAGREE	5	8.33
		DISAGREE	35	58.33
		AGREE	8	13.33
		STRONGLY AGREE	12	20.00



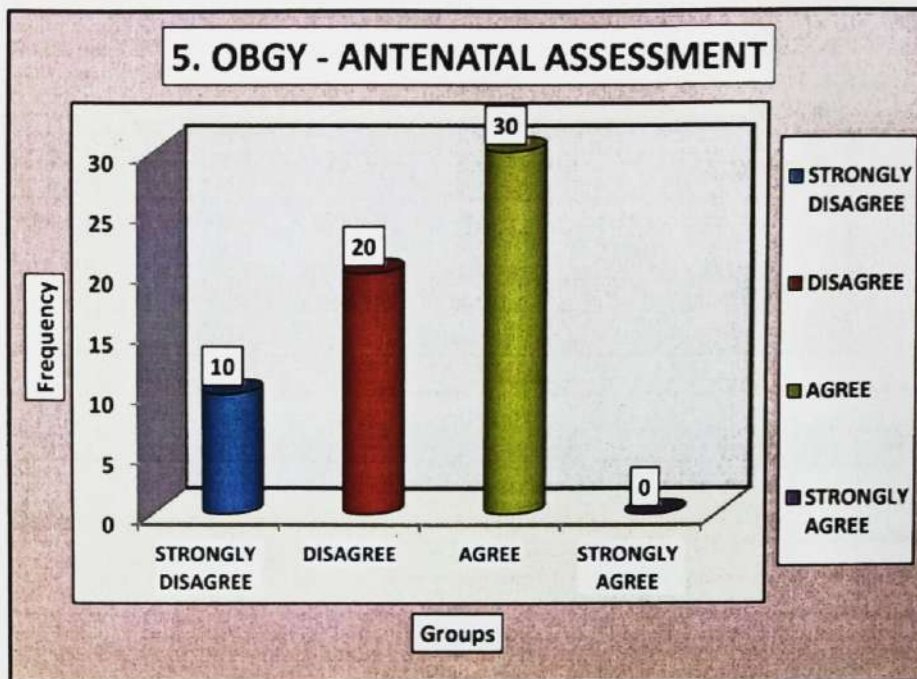
Que No.	Question	Groups	Frequency	Percentage
5	Scenario was appropriate	STRONGLY DISAGREE	10	16.67
		DISAGREE	20	33.33
		AGREE	30	50.00
		STRONGLY AGREE	0	0.00



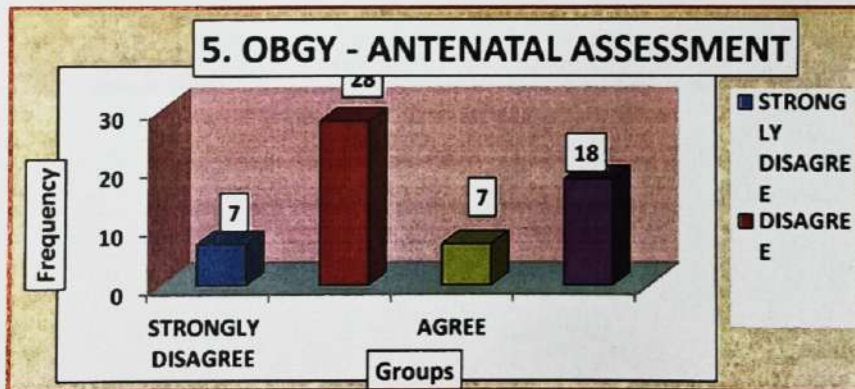
*meas*

STATISTICIAN

STATISTICIAN  
 Dept. of Community Medicine  
 Dr. Ulhas Patil Medical College  
 & Hospital, Jalgaon Kh



Que No.	Question	Groups	Frequency	Percentage
6	It enhance my clinical skills	STRONGLY DISAGREE	7	11.67
		DISAGREE	28	46.67
		AGREE	7	11.67
		STRONGLY AGREE	18	30.00



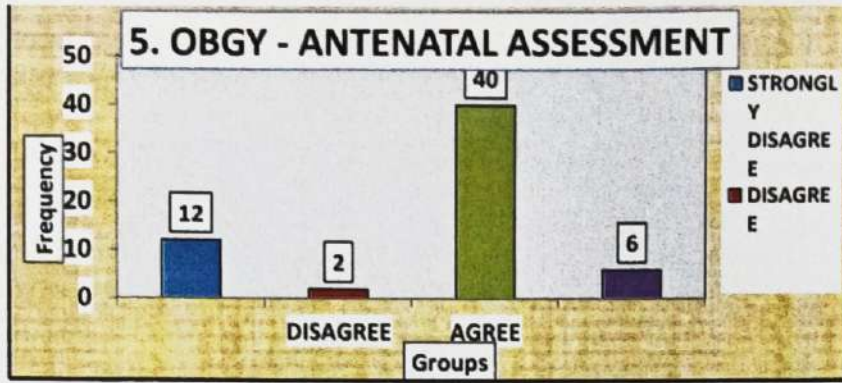
Que No.	Question	Groups	Frequency	Percentage
7	Adequete resources were available during the simulation	STRONGLY DISAGREE	12	20.00
		DISAGREE	2	3.33
		AGREE	40	66.67
		STRONGLY AGREE	6	10.00



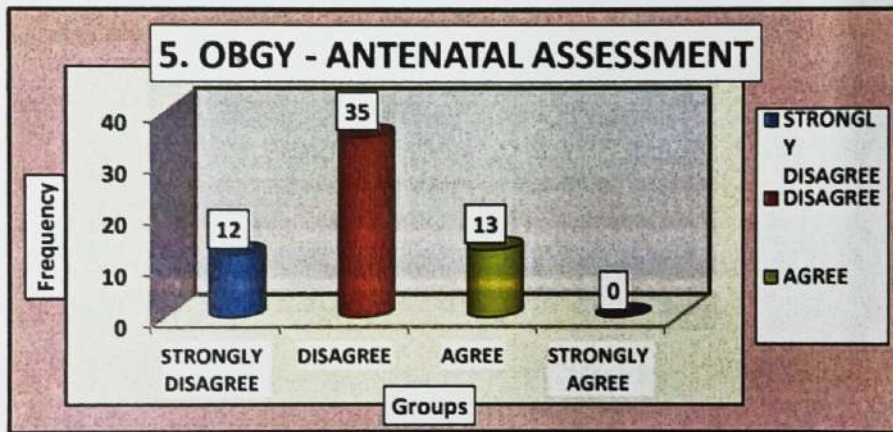
*Patil*  
**STATISTICIAN**

STATISTICIAN  
Dept. of Community Medicine  
Dr. Ulhas Patil Medical College  
& Hospital, Jalgaon Kh





Que No.	Question	Groups	Frequency	Percentage
8	Stated learning objectives have been achieved	STRONGLY DISAGREE	12	20.00
		DISAGREE	35	58.33
		AGREE	13	21.67
		STRONGLY AGREE	0	0.00



*Umesh*

**STATISTICIAN**

**STATISTICIAN**  
 Dept. of Community Medicine  
 Dr. Ulhas Patil Medical College  
 & Hospital, Jalgaon Kh